

AUDITOR'S REPORT

We have audited the attached Balance Sheet of **AMAR SEVA SANGAM, SULOCHANA GARDENS, 10-2-163B, TENKASI ROAD, AYIKUDY – 627 852 (herein after called Trust)** as at **31st March 2018** and also the attached Income and Expenditure Account for the year ended on that date annexed thereto. These financial statements are the responsibility of the Trust committee. Our responsibility is to express an opinion on these financial statements based on our audit.

We conducted our audit in accordance with auditing standards generally accepted in India. Those standards require that we plan and perform the audit to obtain reasonable assurance about whether the financial statements are free of material misstatement. An audit included examining, on a test basis, evidence supporting the amounts and disclosures in the financial statements. An audit also includes assessing the accounting principles used and significant estimates made by management, as well as evaluating the overall financial statement presentation. We believe that our audit provides a reasonable basis for our opinion.

1. We have obtained all the information and explanations, which to the best of our knowledge and belief were necessary for the purposes of the audit.
2. In our opinion, proper books of accounts as required by Trust Act and Rules there under and Bye Law of the Trust have been kept by the Trust which give all information required by the Act and in the manner so required.
3. The Balance Sheet and the Income & Expenditure Account dealt with by this report are in agreement with the books of accounts of the Trust.
4. In our opinion and to the best of our information and according to explanation given to us, the said accounts give all the information required by the Trust Act, and Rules therein in the manner so required and give a true and fair view.

i. In the case of Balance Sheet of the state of affairs of the Trust as at **31st March 2018**.

ii. In the case of Income and Expenditure Account of the excess of income over expenditure (Surplus) of the Trust for the year ended on the date.

Place : Chennai

Date : 22.09.2018

For **M. SRINIVASAN & ASSOCIATES**

Chartered Accountants.

FRN : 004050S

R. Mohan

R.Mohan

Partner

M.No.022460




AMAR SEVA SANGAM
SULOCHANA GARDENS, 10-2-163B, TENKASI ROAD,
AYIKUDY - 627852 TAMIL NADU
BALANCE SHEET AS ON 31.03.2018

Liabilities				Assets			
Particulars	NOTE	31.03.2018 Rupees	31.03.2017 Rupees	Particulars	NOTE	31.03.2018 Rupees	31.03.2017 Rupees
Corpus	1	130,872,443	121,135,498	Fixed Assets		129,635,351	92,642,168
Corpus		130,218,127	120,481,182	Gross Block	7	169,232,622	145,002,972
General Fund		654,317	654,317	Less: Accumulated Depreciation		68,864,365	58,301,100
Building & Equipment Corpus	2	139,810,547	111,310,617	Net Block		100,368,257	86,701,872
Building & Equipment Corpus		89,756,903	72,115,810				
Government Grant		619,580	619,580	Capital Work in Progress		29,267,094	5,940,295
Private Grants		22,457,764	22,457,764	Investments		119,698,005	107,392,593
GCC Project		26,976,300	16,117,462	Investment	8	119,698,005	107,392,593
Reserves & Surplus	3	3,708,455	(2,281,099)	Current Assets & Loans and Adv		38,948,011	37,018,340
Income & Expenditure (Surplus/(Deficit))		(3,791,545)	(4,781,099)	Loans & Advances	9	7,987,189	7,437,702
Reserves & Surplus		7,500,000	2,500,000	Sundry Debtors	10	25,885	442,274
Current Liabilities		13,889,922	6,888,085	Cash & Bank	11	5,387,263	5,423,765
Sundry Creditors	4	8,588,993	677,172	Cash Holdings	12	65,847	486,184
Provision	5	4,447,218	5,631,988	Other Debtors	13	1,955,695	1,925,415
Misc. Liabilities	6	853,711	578,926	Short Term Investment	14	22,665,765	20,422,300
				Stock	15	860,367	880,700
TOTAL		288,281,367	237,053,101	TOTAL		288,281,367	237,053,101

For Amar Seva Sangam

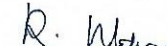


S.SANKARA RAMAN
 Secretary
 Place: Ayikudy
 Date :22/09/2018



1

for M. SRINIVASAN & ASSOCIATES
Chartered Accountants


 R.Mohan
 Partner
 M.No.22460



 **AMAR SEVA SANGAM**
SULOCHANA GARDENS, 10-2-163 B, TENKASI ROAD,
AYIKUDY - 627852 TAMIL NADU

Income & Expenditure Account for the period 1 April 2017 to 31 March 2018

Expenditure				Income			
Particulars	NOTE	31.03.2018 Rupees	31.03.2017 Rupees	Particulars	NOTE	31.03.2018 Rupees	31.03.2017 Rupees
Developmental Rehabilitation	21	22,689,753.66	20,550,068.65	Donation	16	70,285,140.69	57,217,128.98
Early Intervention Centre	22	241,760.00	1,151,608.25	Other Income	17	6,362,311.20	13,489,401.78
Home Expenses	23	3,357,533.59	3,298,770.00	Govt. Of India, Ministry of Social Justice & Empowerment Maintenance Grant	18	-	-
Sangamam School for Special Children	24	3,079,254.00	2,930,362.25	GOVT. Programme Income	19	121,920.00	1,472,192.00
Medical Testing Unit	25	4,254,070.15	2,847,259.40	Interest Income	20	8,107,389.39	7,941,755.13
Spinal cord injury post acute care centre exps.	26	3,812,877.21	3,927,618.40				
Caliper Expenses	27	1,839,365.12	652,139.20				
Village Based Rehabilitation	28	9,833,911.76	14,198,841.05				
School	29	7,976,677.50	7,511,243.50				
Vocational Training Expenses	30	1,118,485.84	272,983.55				
Delivery of Services & Infrastructure	31	235,524.00	1,206,251.50				
Public Communication & Administration	32	7,036,904.50	5,807,569.30				
GOVT. Programme Expenses	33	65,995.00	530,235.00				
Training IG Project	34	2,781,829.01	1,172,896.27				
Depreciation	-	10,563,265.19	9,480,480.19				
Prior Period Item			4,487,032.25				
Reserve for Master Infrastructure development plan for Disability Management	3	5,000,000.00	-				
Excess of Income over Expenditure		989,554.75	95,119.13				
		84,876,761.28	80,120,477.89			84,876,761.28	80,120,477.89

For Amar Seva Sangam

S.SANKARA RAMAN

Secretary

Place: Ayikudy

Date : 22/09/2018



for **M. SRINIVASAN & ASSOCIATES**
Chartered Accountants

R. Mohan
R. Mohan
Partner
M.No.22460





AMAR SEVA SANGAM

SULOCHANA GARDENS, 7-4-104 B, TENKASI ROAD,

AYIKUDY - 627852 TAMIL NADU

RECEIPTS & PAYMENTS ACCOUNT FOR THE PERIOD 01 APRIL 2017 TO 31 MARCH 2018

Receipts	NOTE	2017-18 (Rupees)	2016-17 (Rupees)	Payments	NOTE	2017-18 (Rupees)	2016-17 (Rupees)
Opening cash & Cash equivalent (including shortterm Investment) Corpus		25,846,064.58	15,195,408.00	Fixed Assets	10	24,229,649.68	17,077,517.00
	1	9,736,945.29	12,918,947.59	Capital Work in Progress	10	23,326,798.70	5,268,075.30
Building & Equipment Corpus	2	17,641,092.79	1,588,300.00	Investment	11	12,305,412.00	(2,779,110.10)
Reserves & Surplus	3	-	(7,500,000.00)	Developmental Rehabilitation	24	22,689,753.66	20,550,068.65
Private Grants	2	-	442,000.00	Early Intervention Centre	25	241,760.00	1,151,608.25
GCC Project Grant	2	10,858,837.19	16,117,462.40	Home Expenses	26	3,357,533.59	3,298,770.00
Donation	16	70,285,140.69	57,217,128.98	Sangamam School for Special Children	27	3,079,254.00	2,930,362.25
Other Income	17	6,362,311.20	13,489,401.78	Medical Testing Unit	28	4,254,070.15	2,847,259.40
GOVT. Programme Income	19	121,920.00	1,472,192.00	Spinal cord injury post acute care centre exps.	29	3,812,877.21	3,927,618.40
Interest Income	20	8,107,389.39	7,941,755.13	Caliper Expenses	30	1,839,365.12	652,139.20
Decrease in working capital		7,279,129.13	-	Village Based Rehabilitation	31	9,833,911.76	14,198,841.05
				School	32	7,976,677.50	7,511,243.50
				Vocational Training Expenses	33	1,118,485.84	272,983.55
				Delivery of Services & Infrastructure	34	235,524.00	1,206,251.50
				Public Communication & Administration	35	7,036,904.50	5,807,569.30
				GOVT. Programme Expenses	36	65,996.02	530,236.02
				Training IG Project	37	2,781,829.01	1,172,896.27
				Prior period Items		-	6,464,561.25
				Increase in Working Capital		-	947,640.51
				Closing cash & Cash equivalent (including shortterm Investment)		28,053,027.52	25,846,064.58
TOTAL RECEIPTS		156,238,830.26	118,882,595.88	TOTAL PAYMENTS		156,238,830.26	118,882,595.88

For Amar Seva Sangam

S.SANKARA RAMAN

Secretary

Place: Ayikudy

Date : 22/09/2018



for M. SRINIVASAN & ASSOCIATES

Chartered Accountants

R. Mohan
R. Mohan
Partner
M.No.22460





AMAR SEVA SANGAM

SULOCHANA GARDENS, 7-4-104 B, TENKASI ROAD,

AYIKUDY - 627852 TAMIL NADU

FUNDS FLOW STATEMENT FOR THE PERIOD 01 April 2017 TO 31 March 2018

Sources	2017-18 (Rupees)	2016-17 (Rupees)	Application	2017-18 (Rupees)	2016-17 (Rupees)
Opening cash & Cash equivalent (including shortterm Investment)	25,846,064.58	15,195,408.00	Additions to Fixed Assets	24,229,649.68	17,077,517.00
Revenue surplus/Deficit (Before Depreciation)	11,552,819.94	14,062,631.57	Additions to Capital WIP	23,326,799.72	5,268,076.32
Reserves & Surplus	5,000,000.00	(7,500,000.00)	Additions to Investment	12,305,412.00	(2,779,110.10)
Corpus Funds Received	9,736,945.29	12,918,947.59	Increase in Working Capital	-	947,640.51
Building & Equipment Corpus	17,641,092.79	1,588,300.00	Exceptional Items	-	6,464,561.25
General Funds Received	-	-	Closing cash & Cash equivalent (including shortterm Investment)	28,053,027.52	25,846,064.58
Private Grants Received	-	442,000.00			
GCC Project Grant	10,858,837.19	16,117,462.40			
Decrease in Working Capital	7,279,129.13				
TOTAL	87,914,888.92	52,824,749.56	TOTAL	87,914,888.92	52,824,749.56

For Amar Seva Sangam

S.SANKARA RAMAN

Secretary

Place: Ayikudy

Date : 22/09/2018



4

- for **M. SRINIVASAN & ASSOCIATES**

Chartered Accountants

R. Mohan

Partner

M.No.22460



4

 **AMAR SEVA SANGAM**
SULOCHANA GARDENS, 10-2-163B, TENKASI ROAD,
AYIKUDY - 627852 TAMIL NADU
BS Schedule as on 31.03.2018

As at 31.03.18

As at 31.03.17

NOTE - 1 -- CORPUS

80G CORPUS

>>Amudhasurabhi 80G Corpus

Amudhasurabhi 80G Corpus (Indian)

Opening Balance	1,507,174.76	1,415,196.76
Additions for CY	-	50,000.00
20% of Interest Income ploughed back to	47,862.00	41,978.00
	1,555,036.76	1,507,174.76

Amudhasurabhi 80G Corpus (Foreign)

Opening Balance	315,048.83	309,305.83
Additions for CY	-	-
20% of Interest Income ploughed back to reinvestment	4,709.00	5,743.00
	319,757.83	315,048.83

Amudhasurabhi 80G Corpus (HCI)

Opening Balance	3,976,190.47	3,905,568.47
Additions for CY	-	-
20% of Interest Income ploughed back to reinvestment	48,471.00	70,622.00
	4,024,661.47	3,976,190.47

TOTAL

	5,899,456.06	5,798,414.06
--	---------------------	---------------------

Dhanvandhiri 80G Corpus (Indian)

Opening Balance	816,280.49	754,217.49
Additions for CY	475,000.00	50,000.00
20% of Interest Income ploughed back to reinvestment	14,343.00	12,063.00
	1,305,623.49	816,280.49

Dhanvandhiri 80G Corpus (Foreign)

Opening Balance	163,105.00	161,028.00
Additions for CY	-	-
20% of Interest Income ploughed back to reinvestment	1,735.00	2,077.00
	164,840.00	163,105.00

Dhanvandhiri 80G Corpus (HCI)

Opening Balance	739,932.00	725,290.00
Additions for CY	-	-
20% of Interest Income ploughed back to reinvestment	13,329.00	14,642.00
	753,261.00	739,932.00

TOTAL

	2,223,724.49	1,719,317.49
--	---------------------	---------------------

>>Education (Prize) 80G Corpus

Opening Balance (Others)

Opening Balance (Others)	17,091.00	16,838.00
Additions for CY	-	-
20% of Interest Income ploughed back to reinvestment	239.00	253.00
	17,330.00	17,091.00

TOTAL

	17,330.00	17,091.00
--	------------------	------------------

For Amar Seva Sangam

S. SANKARA RAMAN
Secretary



BS Sch 1

for M.SRINIVASAN ASSOCIATES
Chartered Accountants

R.Mohan
Partner
M.No.22460



 **AMAR SEVA SANGAM**
SULOCHANA GARDENS, 10-2-163B, TENKASI ROAD,
AYIKUDY - 627852 TAMIL NADU
BS Schedule as on 31.03.2018

	As at 31.03.18	As at 31.03.17
>>Kamadhenu 80G Corpus		
Kamadhenua 80G corpus (Indian)		
Opening Balance	11,680,465.71	11,417,347.71
Additions for CY	780,000.00	90,500.00
20% of Interest Income ploughed back to reinvestment	120,863.00	172,618.00
	12,581,328.71	11,680,465.71
Kamadhenua 80G corpus (Foreign)		
Opening Balance	1,027,205.74	1,009,045.74
Additions for CY	-	-
20% of Interest Income ploughed back to reinvestment	10,839.00	18,160.00
	1,038,044.74	1,027,205.74
Kamadhenua 80G corpus (HCI)		
Opening Balance	1,334,285.01	1,308,001.01
Additions for CY	-	26,284.00
20% of Interest Income ploughed back to reinvestment	15,142.00	-
	1,349,427.01	1,334,285.01
TOTAL	14,968,800.46	14,041,956.46
>>Memorial Endowment 80G Corpus		
Opening Balance	108,793.23	107,185.23
20% of Interest Income ploughed back to reinvestment	1,523.00	1,608.00
TOTAL	110,316.23	108,793.23
>>Mumbai Marathon 2013 80G Corpus		
Opening Balance	104,875.00	103,325.00
Additions for CY	1,468.00	-
20% of Interest Income ploughed back to reinvestment	-	1,550.00
TOTAL	106,343.00	104,875.00
>> President's 60th Birthday Fund		
Opening Balance	26,581.00	26,188.00
Additions for CY	-	-
20% of Interest Income ploughed back to reinvestment	372.00	393.00
TOTAL	26,953.00	26,581.00
>>SHM Modi Hormus House Bene. Trust Fund		
Opening Balance	534,086.00	526,193.00
Additions for CY	-	-
20% of Interest Income ploughed back to reinvestment	7,477.00	7,893.00
TOTAL	541,563.00	534,086.00
>>Shrividya 80G Corpus		
Shrividya 80G corpus (Indian)		
Opening Balance	2,038,535.00	1,958,409.00
Additions for CY	750,000.00	50,000.00
20% of Interest Income ploughed back to reinvestment	36,150.00	30,126.00
	2,824,685.00	2,038,535.00

For Amar Seva Sangam

S. SANKARA RAMAN
Secretary



BS Sch 2

for M.SRINIVASAN ASSOCIATES
Chartered Accountants

R.Mohan
Partner
M.No.22460




AMAR SEVA SANGAM
SULOCHANA GARDENS, 10-2-163B, TENKASI ROAD,
AYIKUDY - 627852 TAMIL NADU
BS Schedule as on 31.03.2018

	As at 31.03.18	As at 31.03.17
Shrividya 80G corpus (Foreign)		
Opening Balance	310,817.40	308,062.40
Additions for CY	1.00	
20% of Interest Income ploughed back to reinvestment	2,137.00	2,755.00
	312,955.40	310,817.40
Shrividya 80G corpus (HCI)		
Opening Balance	1,002,445.00	976,793.00
Additions for CY	-	25,652.00
20% of Interest Income ploughed back to reinvestment	10,950.00	-
	1,013,395.00	1,002,445.00
TOTAL	4,151,035.40	3,351,797.40
>>Sri Ra Ganapathy Memorial Endowment 80G (Indian)		
Opening Balance	51,511.00	50,750.00
Additions for CY	-	
20% of Interest Income ploughed back to reinvestment	721.00	761.00
TOTAL	52,232.00	51,511.00
ASSA GENERAL CORPUS		
>>Assa General Corpus (Indian)		
Opening Balance	4,225,987.94	4,128,798.94
Additions for CY	0.00	
20% of Interest Income ploughed back to reinvestment	59,163.00	97,189.00
TOTAL	4,285,150.94	4,225,987.94
>>General 80G Corpus		
General 80G Corpus (Indian)		
Opening Balance	2,977,778.81	2,706,771.81
In Indian Currency	1,387,512.00	227,000.00
20% of Interest Income ploughed back to reinvestment	41,688.90	44,007.00
	4,406,979.71	2,977,778.81
General 80G Corpus (Foreign)		
Opening Balance	311,689.00	98,922.00
In Foreign Currency	-	-
20% of Interest Income ploughed back to reinvestment	95,666.00	212,767.00
	407,355.00	311,689.00
TOTAL	4,814,334.71	3,289,467.81
>>Life Time Corp. Patron 80G Corpus (Indian)		
Opening Balance	4,284,902.07	4,111,578.07
Additions for CY	100,000.00	110,000.00
20% of Interest Income ploughed back to reinvestment	59,988.00	63,324.00
TOTAL	4,444,890.07	4,284,902.07
>>Life Time Indl. Patron 80G Corpus (Indian)		
Opening Balance	5,291,403.26	5,163,205.26
Additions for CY	424,080.00	50,000.00
20% of Interest Income ploughed back to reinvestment		78,198.00
TOTAL	5,715,483.26	5,291,403.26

For Amar Seva Sangam

S. SANKARA RAMAN
Secretary



BS Sch 3

for M.SRINIVASAN ASSOCIATES
Chartered Accountants

R.Mohan
Partner
M.No.22460




AMAR SEVA SANGAM
SULOCHANA GARDENS, 10-2-163B, TENKASI ROAD,
AYIKUDY - 627852 TAMIL NADU
BS Schedule as on 31.03.2018

	As at 31.03.18	As at 31.03.17
>>ASSA MATCHING CORPUS		
ASSA Matching Corpus (SRTT)		
Opening Balance	6,481,792.94	6,372,464.94
Additions for Cy	(0.00)	
20% of Interest Income ploughed back to reinvestment	129,527.40	109,328.00
TOTAL	6,611,320.34	6,481,792.94
>>SIR RATAN TATA CORPUS		
SRTT Corpus		
Opening Balance	13,911,379.78	13,663,739.78
Additions for Cy	-	
20% of Interest Income ploughed back to reinvestment	253,760.00	247,640.00
TOTAL	14,165,139.78	13,911,379.78
>>SPECIAL CORPUS		
Donation Special Corpus		
Opening Balance	793,811.90	782,080.90
Additions for Cy	-	
20% of Interest Income ploughed back to reinvestment	11,113.00	11,731.00
	804,924.90	793,811.90
Endowment		
>>Subrahmanyam T.G. Centenary Endowment (Indian)		
Opening Balance	11,075.42	10,911.42
Additions for CY	-	
20% of Interest Income ploughed back to reinvestment	155.00	164.00
TOTAL	11,230.42	11,075.42
>>Subramaniam C. Endowment (Indian)		
Opening Balance	112,088.00	110,432.00
In Indian Currency	10,000.00	
20% of Interest Income ploughed back to reinvestment	1,840.00	1,656.00
TOTAL	123,928.00	112,088.00
>>Sivaramakrishna Iyer Endowment (Indian)		
Opening Balance	300,000.00	-
In Indian Currency	-	300,000.00
20% of Interest Income ploughed back to reinvestment	4,200.00	-
TOTAL	304,200.00	300,000.00
>>Sushrutha Spinal Injured Care Endowment		
Opening Balance	-	-
In Indian Currency	300,000.00	-
20% of Interest Income ploughed back to reinvestment	4,200.00	-
TOTAL	304,200.00	-

For Amar Seva Sangam

S. SANKARA RAMAN
Secretary



BS Sch 4

for M.SRINIVASAN ASSOCIATES
Chartered Accountants



R.Mohan
Partner
M.No.22460


AMAR SEVA SANGAM
SULOCHANA GARDENS, 10-2-163B, TENKASI ROAD,
AYIKUDY - 627852 TAMIL NADU
BS Schedule as on 31.03.2018

	As at 31.03.18	As at 31.03.17
GIVE INDIA CORPUS		
>>Give India Grant Corpus		
Give India Grant Corpus (Indian)		
Opening Balance	384,185.25	368,808.52
Additions for Cy	-	9,698.73
20% of Interest Income ploughed back to reinvestment	4,716.00	5,678.00
	388,901.25	384,185.25
Give India Grant Corpus (Foreign)		
Opening Balance	320,386.83	313,173.97
Additions for CY	0.00	-
20% of Interest Income ploughed back to reinvestment	3,098.00	7,212.86
	323,484.83	320,386.83
TOTAL	712,386.08	704,572.08
HCI CORPUS		
>>HCI Special Fund		
Opening Balance	160,470.01	154,417.01
Additions for Current Year	(0.01)	-
20% of Interest Income ploughed back to reinvestment	4,921.00	6,053.00
TOTAL	165,391.00	160,470.01
>>HCI EI Endowment		
Opening Balance	4,899,316.00	4,809,615.00
Addition for Current Year	3,420,000.00	-
20% of Interest Income ploughed back to reinvestment	64,029.00	89,701.00
TOTAL	8,383,345.00	4,899,316.00
CORPUS Contd.,		
>>HCI LCC Endowment		
Opening Balance	575,214.00	-
Addition for Current Year	-	534,464.00
20% of Interest Income ploughed back to reinvestment	31,112.00	40,750.00
TOTAL	606,326.00	575,214.00
>>HCI Nandhini Goshala Endowment		
Opening Balance	-	-
Addition for Current Year	310,000.00	-
20% of Interest Income ploughed back to reinvestment	4,340.00	-
TOTAL	314,340.00	-

For Amar Seva Sangam

S. SANKARA RAMAN
Secretary



BS Sch 5

for M.SRINIVASAN ASSOCIATES
Chartered Accountants

R.Mohan
Partner
M.No.22460




AMAR SEVA SANGAM
SULOCHANA GARDENS, 10-2-163B, TENKASI ROAD,
AYIKUDY - 627852 TAMIL NADU
BS Schedule as on 31.03.2018

	As at 31.03.18	As at 31.03.17
NEW 35 AC CORPUS (Renewal in 2014)		
35 Ac Corpus Donation	29,852,885.00	29,448,988.00
20% of Interest ploughed back	417,940.00	403,897.00
V.S. Narayanan Endowment (35AC)	51,511.00	50,750.00
20% of Interest ploughed back	721.00	761.00
Subbulakshmi Ammal Endowment (35AC)	51,511.00	50,750.00
20% of Interest ploughed back	721.00	761.00
Visweswaran & Padma Special Need Chil. Endowment	412,090.00	406,000.00
20% of Interest ploughed back	5,769.00	6,090.00
PREVIOUS 35AC CORPUS (Completed In 2012)		
35AC Renewed Corpus	4,496,419.00	4,429,969.00
20% of Interest ploughed back	62,949.00	66,450.00
Amudhasurabi Endowment New35AC Corpus	173,123.00	170,565.00
20% of Interest ploughed back	2,389.00	2,558.00
Dhanvanthiri Endowment New35AC Corpus	165,222.00	162,780.00
20% of Interest ploughed back	2,313.00	2,442.00
Dr Dilip Veeraraghavan Trust Endowment	103,023.00	101,500.00
20% of Interest ploughed back	1,422.00	1,523.00
Kamadhenu Corpus New 35 AC Corpus	501,255.00	493,847.00
20% of Interest ploughed back	6,919.00	7,408.00
Mumbai Marathon 2013 35AC Corpus	309,068.00	304,500.00
20% of Interest ploughed back	4,266.00	4,568.00
Shrividya Endowment New-35 AC Corpus	212,960.00	159,813.00
20% of Interest ploughed back	2,939.00	53,147.00
Smt. Banumathy Ammal 60th Birthday End.	257,556.00	253,750.00
20% of Interest ploughed back	3,605.00	3,806.00
TNPL Endowment 35 AC	103,023.00	101,500.00
20% of Interest ploughed back	1,442.00	1,523.00
UDANI FOUNDATION - CORPUS	206,045.00	203,000.00
20% of Interest ploughed back	2,844.00	3,045.00
General Corpus New 35 AC Corpus	80,268.00	79,082.00
20% of Interest ploughed back	1,108.00	1,186.00
Life Patron Indl. Corpus New 35 AC Corpus	3,447,876.00	3,396,922.00
20% of Interest ploughed back	48,270.00	50,954.00
Corp. Life Patron Corpus New 35 AC Corpus	6,933,003.00	6,830,545.00
20% of Interest ploughed back	95,703.00	102,458.00
B.M.Venkataramani Endowment	520,566.00	512,873.00
20% of Interest ploughed back	7,185.00	7,693.00
OLD 35 AC CORPUS		
Donation 35 AC	1,680,003.00	1,680,003.00
	50,225,912.00	49,557,407.00
FUNDING FROM ASSA FOR ADDL. INVESTMENT	127,870.72	127,870.72
	127,870.72	127,870.72
TOTAL	130,218,126.86	120,481,181.57
>> GENERAL FUNDS		
General Fund (Indian)	485,797.57	485,797.57
General Fund (Foreign)	168,518.99	168,518.99
	654,316.56	654,316.56

For Amar Seva Sangam

S. SANKARA RAMAN
Secretary



BS Sch 6

for M.SRINIVASAN ASSOCIATES
Chartered Accountants



R. Mohan
Partner
M.No.22460


AMAR SEVA SANGAM
SULOCHANA GARDENS, 10-2-163B, TENKASI ROAD,
AYIKUDY - 627852 TAMIL NADU
BS Schedule as on 31.03.2018

As at 31.03.18

As at 31.03.17

NOTE - 2--Building & Equipment Corpus

>>Building Corpus 80G

Building Corpus 80G (Indian)

Opening Balance	15,239,840.00	15,084,840.00
Additions for CY	10,381,773.79	155,000.00
	25,621,613.79	15,239,840.00

Building Corpus 80G (Foreign)

Opening Balance	4,426,431.11	4,426,431.11
Additions for CY	1,469,589.00	
	5,896,020.11	4,426,431.11

Building Corpus 80G (HCI)

Opening Balance	18,119,725.00	18,119,725.00
Additions for CY	-	
	18,119,725.00	18,119,725.00

TOTAL

49,637,358.90 **37,785,996.11**

>>Equip.80G Corpus

Equip.80G corpus (Indian)

Opening Balance	10,573,592.00	9,150,292.00
Additions for CY	418,500.00	1,423,300.00
	10,992,092.00	10,573,592.00

Equip.80G corpus (Foreign)

Opening Balance	1,624,461.00	1,624,461.00
Additions for CY	3,300,730.00	
	4,925,191.00	1,624,461.00

Equip.80G corpus (HCI)

Opening Balance	781,690.00	781,690.00
Additions for CY	70,500.00	
	852,190.00	781,690.00

TOTAL

16,769,473.00 **12,979,743.00**

>>Land 80G Corpus

Opening Balance	601,193.00	601,193.00
------------------------	------------	------------

In Indian Currency	-	-
--------------------	---	---

TOTAL

601,193.00 **601,193.00**

>>Donation +2 Corpus

Donation +2 corpus(Indian)

Opening Balance	609,001.00	599,001.00
Additions for Cy	-	10,000.00

20% of Interest Income ploughed back to
reinvestment

609,001.00 **609,001.00**

For Amar Seva Sangam

S. SANKARA RAMAN
Secretary



BS Sch 7

for M.SRINIVASAN ASSOCIATES
Chartered Accountants

R.Mohan
Partner
M.No.22460




AMAR SEVA SANGAM
SULOCHANA GARDENS, 10-2-163B, TENKASI ROAD,
AYIKUDY - 627852 TAMIL NADU
BS Schedule as on 31.03.2018

	As at 31.03.18	As at 31.03.17
Donation +2 corpus(Foreign)		
Opening Balance	6,463,910.00	6,463,910.00
Additions for CY	2,000,000.00	-
20% of Interest Income ploughed back to reinvestment	-	-
	8,463,910.00	6,463,910.00
TOTAL	9,072,911.00	7,072,911.00
REC Corpus Fund		
REC - Corpus Fund		
Opening Balance	6,000,000.00	6,000,000.00
Addition for Current Year	-	-
	6,000,000.00	6,000,000.00
Building & Equipemnt 35AC corpus		
Building Corpus New 35 AC Corpus	6,542,870.17	6,542,870.17
Equip. Corpus New 35 AC Corpus	1,133,097.00	1,133,097.00
	7,675,967.17	7,675,967.17
Building & Equipment Total	89,756,903.07	72,115,810.28
>>GOVERNMENT GRANT		
Govt. Of India Bldg Grant	425,000.00	425,000.00
Govt. of India Furniture Grant	194,580.00	194,580.00
	619,580.00	619,580.00
>>PRIVATE GRANTS		
CALIPER MAKING UNIT BLDG. CORPUS		
Donation Caliper Making Unit	471,602.00	471,602.00
Nursery Upstairs Project	800,000.00	800,000.00
GERHARD FISCHER CORPUS		
GF RHC Garden Corpus	113,975.00	113,975.00
GF VTC New Corpus	651,475.00	651,475.00
PHYSIOTHERAPY UNIT DONATION CORPUS		
Donation Physiotherapy Unit	20,633.00	20,633.00
OTHER GRANTS		
ICICI Grant	2,000,000.00	2,000,000.00
IDBI Donation Corpus	1,828,000.00	1,828,000.00
Japan Govt. and Other Grant	8,203,419.10	8,203,419.10
Rotary Intel. Grant	310,413.12	310,413.12
SBI Grant and Water project grant	8,058,247.00	8,058,247.00
	22,457,764.22	22,457,764.22
>>GCC Project Grant		
GCC Project Phase I		
Grand Challenges Canada Grant	6,133,068.40	6,133,068.40
	6,133,068.40	6,133,068.40

For Amar Seva Sangam

S. SANKARA RAMAN
Secretary

BS Sch 8

for M.SRINIVASAN ASSOCIATES
Chartered Accountants

R.Mohan
Partner
M.No.22460


AMAR SEVA SANGAM
SULOCHANA GARDENS, 10-2-163B, TENKASI ROAD,
AYIKUDY - 627852 TAMIL NADU
BS Schedule as on 31.03.2018

	As at 31.03.18	As at 31.03.17
GCC Matching Grant		
City Union bank Gcc Matching grant	1,781,880.00	1,000,000.00
Vodafone Matching grant	718,120.00	
GCC HCI Matching grant	7,775,000.00	7,775,000.00
TAF Matching grant	537,168.00	
GCC TTS Grant Corpus	8,821,669.19	
	19,633,837.19	8,775,000.00
GCC EI Own Funds		
EI Gatikashram Grant	59,040.00	59,040.00
EI Omcharity Grant	1,150,354.00	1,150,354.00
	1,209,394.00	1,209,394.00
TOTAL	26,976,299.59	16,117,462.40

NOTE-3 -- Reserves & Suplus

>>Income & Expenditure

Opening Balance	(4,781,099.38)	4,876,218.51
Deficit / (Surplus) for the Year	989,554.75	(95,119.13)
prior period income adjusted(net).	-	

Total

(3,791,544.63) 4,781,099.38

>>Reserves & Surplus

Reserve for Master Infrastructure development plan for Differently abled Management	7,500,000.00	2,500,000.00
Total	7,500,000.00	2,500,000.00

NOTE - 4 -- Current Liabilities

Suppliers and other liabilities

A and A Acoustic Solutions Retention Money	18,308.00	18,308.00
Abulkalam Azathi Retention Money	500.00	500.00
Advanced Pest Management Retention Money	1,900.00	550.00
Airtel Mobile Service	2,916.26	-
Anamallais Agencies Madurai (P) Ltd	-	117,463.00
Anandan Retention Money	4,892.00	4,892.00
Andal R	4,000.00	
Aqua Matrix Retention Money	51,250.00	51,250.00
Aquasub Engineering	-	(129,646.00)
Aquasub Engineering Retention Money	21,394.00	6,418.00
Aqua Matrix System Pvt Ltd (Water Recycling)	-	-
Arasan Power Tools	5,950.00	
Aseptic Systems Bio Medical Wastage	2,356.00	3,215.00
Ayyanar Glasses Retention Money	26,306.00	2,356.00
Avenue Super Mart LTD	(3,216.00)	
BSNL (ASSA)	5,790.80	
The Amar Foundation	3,176.00	26,306.00
Chandru Medisys, Coimbtore	-	6,300.00
Chidambaram Pillai Petrol Bunk	23,263.00	14,051.00
Deccan Construction Co., Tnly	161,026.00	
Deccan Construction Retention Money	489,617.00	
Devi Vegetable Store, Ayikudy	15,667.00	
Dinamalar	315.00	
Edward Reguan J Retention Money	13,039.00	13,039.00
Essar Systems	1,440.00	

For Amar Seva Sangam

S. SANKARA RAMAN
Secretary

BS Sch 9

for M.SRINIVASAN ASSOCIATES
Chartered Accountants

R.Mohan
Partner
M.No.22460

 **AMAR SEVA SANGAM**
SULOCHANA GARDENS, 10-2-163B, TENKASI ROAD,
AYIKUDY - 627852 TAMIL NADU
BS Schedule as on 31.03.2018

	As at 31.03.18	As at 31.03.17
Suppliers and other liabilities Contd.,		
Ganapathi A	525.00	
Ganesh Interiors Retention Money	4,479.00	4,479.00
Guna Kitchen Equipments, Madurai	86,848.00	
Guru & Co., Surandai		1,430.00
Motivation Charitable Trust, Br (Wd Made Whl)	-	(174,755.00)
Haji Jalal Super Market, Tenkasi	(19,095.00)	-
Haji Mustafa Super Market, Tenkasi	65,314.00	
Haji V T S Raghman Batcha Son	-	11,700.00
Hameedha Vilas Popular Electric Stores	54,000.00	
Infant Graphics, Chennai	175,000.00	
KMS Surgicals and drugs, TNLY	13,775.00	
Harvin Construction		78,650.00
Handicare International Canada	3,141.94	
Jamiya Vilas Star Electricals	-	22,497.00
JK Technosoft Ltd.,	-	(20,000.00)
Kannan V	-	24,700.00
Lawrance Walter Retention Money	34,332.00	227,851.00
Lawrence Walter, TNLY	-	95,900.00
Lakshmi Store, Ayikudy	2,660.00	
Loganaayaki Drugs	105.00	4,848.00
Tankumar	5,230.00	
Marimuthu T S (Steel Table)	-	(5,000.00)
Mass Engine & Power Systems	-	19,065.00
Muthukumar A Retention Money	4,105.00	
Mahadevan R, The Hindu Agent	210.00	
New Bombay Glass House, Tenkasi	-	
Nexus Cubix	1,366.00	
Nexus Cubix Retention Money	6,830.00	
Novateur Electrical & Digital System pvt ltd	49,560.00	
Om Mobiles	498.00	
One Time Vendor	5,645,466.07	
Ponnalal M Retention Money	(990.00)	
Ponnalal M Retention Money	16,500.00	
Parent Association Center, Kdlr	-	
Popular Book Center, Tenkasi	244.00	
Popular Electric Stores, Tenkasi	8,250.17	
Prabakar Ramakrishnan, Bangalore	-	
Pradeep Plastic, TNLY	7,437.54	6,000.00
Rainos Rexin, Tenkasi	1,850.00	
Raja E Retention Money	6,084.00	
Ramaraj S.	93,971.00	
Ramaraj S Retention Money	59,672.00	
Radha Narasiman	(3,000.00)	
R S Vegetables	3,297.00	
Raghava Associates	-	2,750.00
Rajan Packiyam Offset Printers	-	15,640.00
Sabeetha Open Well Retention Money	221,824.00	221,824.00
Samynathan Auto Driver	4,350.00	-
Sankari	1,800.00	-
Saravana Battery Works, Tenkasi	16,800.00	36,000.00
Sat Print Solution, TNLY	1,050.00	
Selvam Digital Flex Surandai	3,668.40	
Sentil Chairland, Courtallam	-	
Shanmuganathan A	500.00	
Shyamala Devi R. V (Supplier)	3,000.00	
Sigma Business Machines	-	
Siva Provisional Store, Ayikudy	-	
SJB Orthotics Centre	(2,800.00)	

For Amar Seva Sangam

S. SANKARA RAMAN
Secretary

BS Sch 10

for M.SRINIVASAN ASSOCIATES
Chartered Accountants

R.Mohan
Partner
M.No.22460



 **AMAR SEVA SANGAM**
SULOCHANA GARDENS, 10-2-163B, TENKASI ROAD,
AYIKUDY - 627852 TAMIL NADU
BS Schedule as on 31.03.2018

	As at 31.03.18	As at 31.03.17
Suppliers and other liabilities Contd.,		
Snaga Enterprises	(11,809.00)	
Snaga Enterprises Retention Money	15,500.00	
SPANEOS SOFTWARE SOLUTIONS PVT LTD	-	
Sree AC Traders, Alangulam	5,521.00	
Sree Chairman Auto Tinker Works	14,000.00	
Sree Lakshmi Automobiles	1,294.00	
Sri Ram Medicals, Ayikudy	8,517.00	
Sri Subraphatham Ghee Stores, Tenkasi	150.00	
SSCOT Pest Control Services Retention Money	1,656.00	
Staff Contributed Welfare Fund	26,630.00	2,580.00
Subha Medicals Surandai	297.00	
Sumant Printer	15,000.00	
Sundar Engineering Works Retention Money	5,026.00	5,026.00
Sundar P (Civil Contractor)	-	(253,620.50)
Sundar P Retention Money	123,877.00	66,801.00
SV Auto Service Centre	3,700.00	
Sabeetha (20mtr depth on well-agree 1)	-	18,119.00
Shajahan (Fire Wood)	-	9,870.00
Student Book Centre	-	7,420.00
Security Deposit (IGNOU Staff)	3,602.00	3,602.00
The Chennai Computer	-	10,400.00
Hariharan (PMRC Centre House Owner)	5,000.00	-
Tamilnadu Traders Retention Money	11,400.00	11,400.00
TANGEDCO, TNLY	11,710.00	
Thamimun Nazar	20,000.00	
The Amar Foundation	(9,583.00)	
The Amar Foundation Tea Stall	18,212.00	
THE EXECUTIVE OFFICER TOWN PANCHAYAT, AYIKUDY	-	
The Professional Courier	8,347.00	
The Ramco Cements, Chennai	77,000.00	
United India Insurance Company Ltd.,	67,357.00	
Vetlink	-	10,350.00
Victory Medical System	26,649.68	
VVG Automobiles, Tenkasi	46,638.00	57,825.00
Watair Technologies Pvt. Ltd. Retention Money	7,343.00	7,343.00
Misc Charges Payable	-	11,475.00
Add Designer (GCC-Mat)	140,400.00	-
Ariharan A	1,320.00	
Bagavathi T	5,000.00	
Employee Master	271,132.00	
Mariappan A (Supplier)	23,790.00	
Lakshminarayanan	1,051.00	
Maheswari T	10,286.00	
Prakash, Secr Office	4,836.00	
Sandhiyagapan (Labour)	900.00	
Sankar (Sec Office)	975.00	
Siva Maheswri M (Primary)	3,800.00	
Sofiarani M	2,400.00	
Sumathi M, (Primary School)	4,400.00	
Syed Ali Sheik Mydeen	4,600.00	
Seethalakshmi	20,000.00	-
Eswari	3,360.00	-
Kadarkarathai K.	10,389.00	(10,389.00)
Kavithakumari	5,400.00	(5,372.00)
Mariammal M, VBRI	3,422.00	-
Madathi I	6,686.00	(6,686.00)

For Amar Seva Sangam

S. SANKARA RAMAN
Secretary

BS Sch 11

for M.SRINIVASAN ASSOCIATES
Chartered Accountants

R.Mohan
Partner
M.No.22460



 **AMAR SEVA SANGAM**
SULOCHANA GARDENS, 10-2-163B, TENKASI ROAD,
AYIKUDY - 627852 TAMIL NADU
BS Schedule as on 31.03.2018

	As at 31.03.18	As at 31.03.17
Suppliers and other liabilities Contd.,		
Poomari S	4,160.00	(4,132.00)
Raja M (High School)	3,306.00	(3,306.00)
Michel Antony	1,733.00	(1,677.00)
Ramaiah	8,053.00	-
Ramkumar P. (VBRI)	12,909.00	
Rasukutty S	7,477.00	(7,477.00)
Selvakumar P.(VBRI-CRW)	-	28.00
THIRUMALAI KUMAR.S. (MTU)	812.00	28.00
Selvi A.	5,943.00	-
Vijayan C, VBRI	6,106.00	
Esakkimuthu Cash	336.00	
Jesu Cash (Driver)	1,814.00	10,000.00
Kalyanam Cash	13,825.00	
Karthick Lakshmanan S. Cash	602.00	
Lakshmanan Cash	1,955.00	
Lakshmi Narayanan (Warden) Cash	2,964.00	
Mahesh Cash (Caliper)	449.00	
Mariappan (Driver) Cash	7,715.00	10,000.00
Mari (Kambli) Cash	1,513.00	
Muppudathi Cash (Engg)	2,402.76	
Murugan P R Cash (VBRI)	5,464.00	400,000.00
Nagarajan Cash	2,978.00	1,112.00
Poomari G Cash	1,635.00	
Premkumar Cash	4,492.00	10,000.00
Raja K cash	1,261.00	
Saraswathi Cash	1,490.73	
Secretary Cash	3,624.00	
Shenpagaraj Cash	1,631.00	
Suresh M Cash (Secr Office)	825.00	
Navamani	26,000.00	-
BSNL (GCC-Mat)	588.00	-
	8,588,993.35	1,069,300.50

NOTE -5 --PROVISIONS

Alagappa Centre Exp Payable	-	247.00
Alagappa Stud. Fee & Charges Payable	(8,093.15)	(0.35)
Caliper Exps. Payable	-	-
Campus Exps. Payable	12,705.00	63,777.00
Caregiver Bata Payable	-	-
Chennai Office Expenses Payable	6,474.00	6,602.00
computer exps. Payable	-	100.00
Cosmetic Assist Food Allowance Payable	375.00	-
Courier Exps. Payable	4,039.28	4,226.00
Driver Food/Bata/DA Allowance Payable	1,530.00	-
DYTS Exps. Payable	-	2,337.00
EB Payable	144,457.75	121,644.00
EI Exps. Payable	-	369.00
Employee Gratuity Payable	86,083.00	10,662.00
Employee Gratuity premium Payable	-	244,359.00
Employer GSLI Payable (From LIC)	44,876.00	-
ESI Payable	200,406.00	132,314.00
ESI Payable Retention	155,990.00	155,990.00
Extra Duty Charges Payable	-	87,000.00
GSLI Payable	7,630.00	8,736.00
High School Exps. Payable	1,367.00	12,932.00
Home Exps. Payable	13,423.00	5,837.00
HRD Exps. Payable	483.00	24,030.00

For Amar Seva Sangam

S. SANKARA RAMAN
Secretary

BS Sch 12

for M.SRINIVASAN ASSOCIATES
Chartered Accountants

R.Mohan
Partner
M.No.22460




AMAR SEVA SANGAM
SULOCHANA GARDENS, 10-2-163B, TENKASI ROAD,
AYIKUDY - 627852 TAMIL NADU
BS Schedule as on 31.03.2018

	As at 31.03.18	As at 31.03.17
Provisions Contd.,		
IGNOU Exps. Payable	-	90,990.00
IGNOU Co-Ordinator Honorarium Payble	10,629.00	4,329.00
Institutional Exps. Payable	3,000.00	-
Kitchen General Exps. Payable	30,275.00	9,585.00
Kitchen Food Exps. Payable	-	42,410.00
LIC Payable	1,607.00	1,727.00
MIS Exps. Payable	4,680.00	1,068.00
MTU Admin. Exps. Payable	1,480.00	13,730.00
Nursery School Exps. Payable	3,885.00	1,915.00
Office Exps. Payable	1,788.00	9,875.00
OTP Expenses Payable	2,500.00	19,543.00
Oracle Exps. Payable	6,535.00	-
PAC Centre Expenses Payable	27,206.00	33,594.00
PF Payable	870,065.00	591,386.00
PR Section Exps. Payable	-	4,619.00
Primary School Expenses Payable	897.00	830.00
Profession Tax Payable	83,307.00	31,903.00
PVP Exps. Payable	-	26,255.00
RHC Exps. Payable	9,870.00	13,283.00
RPSNC Expenses Payable	14,350.00	3,375.00
Salary Payable	2,062,199.40	1,900,744.34
Salary Payable (omcharity)	212,023.60	-
Salary Payable (Kalraman)	-30,555.94	-
Salary Payable (SDTT)	64,949.00	-
Salary Payable (GCC TTS)	0.00	-
Secr. & PRSD. Exps. Payable	18,789.00	28,975.00
Service Charges Payable	-	300,330.00
Special Group Food / Bata Payable	-	5,220.00
SSSC Exps. Payable	7,924.00	830.00
Student Fee & Charges Payable IGNOU	(3,595.80)	-
TDS Payable	300,426.40	65,506.00
Typing Section Expenses Payable	-	300.00
Van Section Exps. Payable	18,670.00	14,123.00
EITN Scalling Up Project Payable	37,850.00	-
Epileptic Medicine Payable	21,288.00	-
VBRI Development Expenses Payable	-	686,287.00
VBRI Other Payable	-6,570.00	774,271.00
VBRI Rehab. Payable	-	73,823.00
	4,447,217.54	5,631,987.99
NOTE - 6 -- MISC. LIABILITIES		
SRS	(3,370.20)	-
Misc. Charges Payable	-	14,456.00
Security Deposit Vetrikarantal	-	200,000.00
Security Deposit (Staff)	708,581.00	340,135.00
Security Deposit (Staff-Alagappa)	2,500.00	-
Security Deposit (Staff-Klraman)	5,000.00	-
House Deposit (Ayikudy House)	10,000.00	-
EITN Scalling Up Project Advance	130,000.00	-
Stale cheque	-	5,200.00
Stale cheque (Omcharity)	-	9,000.00
Stale cheque (Alagappa)	-	3,000.00
Stale cheque (SDTT)	-	3,135.00
Stale cheque (OTP)	-	3,000.00
Stale cheque (Kalraman)	1,000.00	1,000.00
	853,710.80	578,926.00

For Amar Seva Sangam

S. SANKARA RAMAN
Secretary

BS Sch 13

for M.SRINIVASAN ASSOCIATES
Chartered Accountants

R.Mohan
Partner
M.No.22460



 **AMAR SEVA SANGAM**
SULOCHANA GARDENS, 10-2-163B, TENKASI ROAD,
AYIKUDY - 627852 TAMIL NADU
BS Schedule as on 31.03.2018

	As at 31.03.18	As at 31.03.17
NOTE - 7 - -Fixed Assets		
(1) Fixed Assets		
Gross Block	169,232,621.93	145,002,972.25
Less: Accumulated Depreciation	68,864,365.07	58,301,099.89
Net Block	100,368,256.86	86,701,872.36

NOTE - 8 - -Investments		
Fixed Deposits - Children Endowment FDs (Amudhasura)	2,873,578.00	5,743,958.00
Fixed Deposits - Children Endowment FDs (Shrividya)	3,222,202.00	
Fixed Deposits - Children Endowment FDs (Dhanvanthri)	1,288,279.00	
Fixed Deposits -C. Subramanian Endowment	115,597.00	104,735.00
Fixed Deposits - General FDs	44,117,121.00	38,686,704.00
Fixed Deposits - GIVE India FDs	262,176.00	226,426.00
Fixed Deposits -Kamadhenu FDs	7,455,665.00	7,100,665.00
Fixed Deposits - Matching Corpus FDs	6,884,330.40	6,640,492.40
OTHER FDs	2,555,584.00	3,317,565.00
Fixed Deposits - SRTT Corpus FDs	14,585,641.00	14,377,869.00
Fixed Deposits Building & Equipment	10,420,458.00	-
Fixed Deposits Spinal Injured care FDs	300,000.00	-
Fixed Deposits (VBR Rehab.)	-	1,425,000.00
FC Fixed Deposits Grand challenges Canada	-	367,576.00
FC Fixed Deposits Building & Equipment	500,000.00	6,464,000.00
FC Fixed Deposits EI Endowment	4,789,076.00	4,674,577.00
FC Fixed Deposits LCC Endowment	2,477,521.00	2,434,464.00
FC Fixed Deposits Special Fund	374,205.00	365,561.00
FC Fixed Deposits - Children Endowment FDs (Amudhas)	4,318,800.50	6,434,254.50
FC Fixed Deposits - Children Endowment FDs (Shrividya)	1,352,914.00	
FC Fixed Deposits - Children Endowment FDs (Dhanvant)	1,071,379.00	
FC Fixed Deposits -Kamadhenu FDs	2,362,680.00	2,295,215.00
FC Fixed Deposits - General FDs	8,049,340.00	6,418,303.00
FC Fixed Deposits - GIVE India FDs	321,458.00	315,228.00
	119,698,004.90	107,392,592.90

NOTE - 9 - -Loans & Advances

9A - - Loans & Advances

AMAR VINAYAGAR	-	128,466.00
Alagappa University Caution Deposit	-	-
Loan to Vetri Karangal (SHGs)	56,390.00	256,390.00
Loan Against Fixed Deposit	-	-
Postage Stock(A B & C)	12,565.26	16,430.26
Prepaid Expenses	765,450.00	1,141,777.00
VBRI Development.Receivable(SDIT)	-	-
Rehab.Courses Promotion Exps.	151,595.72	216,564.72
Aqua Matrix System Pvt Ltd (Water Recycling)	-	-
Vignesh P	-	-
Kuttiraja. A	-	-
NBM Current	406,889.25	193,548.00
Tailoring Current	1,584,046.40	1,676,223.50
Tailoring Current (FC)	(36,740.00)	(36,740.00)
Stock Transfer to NBM	1,363,359.00	1,363,359.00
Stock Transfer to Tailoring	573,213.30	573,213.30
	4,876,768.93	5,529,231.78

For Amar Seva Sangam

S. SANKARA RAMAN
Secretary

for M.SRINIVASAN ASSOCIATES
Chartered Accountants

R.Mohan
Partner
M.No.22460



AMAR SEVA SANGAM
SULOCHANA GARDENS, 10-2-163B, TENKASI ROAD,
AYIKUDY - 627852 TAMIL NADU
BS Schedule as on 31.03.2018

	As at 31.03.18	As at 31.03.17
9B-- Refundable Deposits		
T.N.E.B Deposits	1,231,149.00	583,271.00
T.N.G.S.T Deposits	3,000.00	1,000.00
T.N.T.B.C. Caution Deposit	12,500.00	12,500.00
TDS Receivable	1,424,500.29	941,809.65
Telephone Deposits	26,837.00	26,837.00
TWAD Caution Deposit	54,000.00	54,000.00
TWAD Refundable Advance	54,000.00	54,000.00
VBRI Office Room Rent Adv.	46,000.00	51,000.00
VBRI Office Room Rent Adv. (SDTT)	5,000.00	-
Deposit for EI Rented Premises	100,000.00	110,000.00
Water Line Deposit	4,460.00	4,460.00
Alagappa University Caution Deposit	120,222.00	120,222.00
EI Room Rent Advance	5,000.00	-
EI Kdlr Centre Deposit	5,000.00	-
EI Centre Keelapavoor Room Advance	5,000.00	-
	3,096,668	1,959,099.65
9C -- Staff Balances		
Chinna Esakki.S	2,135.00	
Geetha M. (VBRI)	28.00	
Jothilakshmi M, SSSC	5,000.00	
Kavithakumari	28.00	
Kulathurani (PR)	28.00	
MARIAMMAL.P	28.00	
Marimuthu M.	4,098.00	
Mohammed Sha S.A	14.00	
Maheswari S, Caliper	300.00	
Pitchammal-Kalraman	1,785.00	
Subbulakshmi J.	28.00	
Michael Antony	56.00	
Poomari S	28.00	
Janci Rani(Tailoring)	28.00	28.00
Karthiga S.	56.00	56.00
Pattukumar C.	-	443.00
Selvam M	28.00	(5,943.00)
Shalini S	-	56.00
Sivaranjani M	28.00	28.00
Sobana T. (High School)	28.00	-
Sumathi. T	-	(5,544.00)
Thirumal	-	(812.00)
Uma P. (High School)	28.00	42.00
	13,752.00	(11,646.00)
	7,987,189.22	7,476,685.43

NOTE - 10 --Sundry Debtors

DIARY CUSTOMERS 2017

Arun Structural, Pudukottai		9,975.00
Bombay Stores, Tsi		7,056.00
Ideal Play Abacus India Pvt Ltd		72,800.00
Paramasivan S - Trichy		(1,112.00)
Prabhakaran, Kadayam		2,468.00
Power Guard, Chennai	5,800.00	5,800.00
Raman D S		(1,765.00)
Ramani Realtors Pvt.Ltd, Coimbatore		184,313.00
Rajah Company		54,432.00
Sankar Prasad Agencies, Chennai		7,560.00
Sharadaa ceramics Pvt Ltd		41,092.00
Shabiya Chits Private Ltd	4,300.00	9,300.00
SUBRAMANIAN K COIMBATORE	9,600.00	9,600.00
Esakki, Idaikal	6,185.00	6,185.00
Vallimurugan SPN		34,570.00

Total Sundry Debtors

25,885.00 **442,274.00**

For Amar Seva Sangam

S. SANKARA RAMAN
Secretary

for M.SRINIVASAN ASSOCIATES
Chartered Accountants

R.Mohan
Partner
M.No.22460





AMAR SEVA SANGAM
SULOCHANA GARDENS, 10-2-163B, TENKASI ROAD,
AYIKUDY - 627852 TAMIL NADU
BS Schedule as on 31.03.2018

	As at 31.03.18	As at 31.03.17
NOTE - 11 -- CASH & BANK BALANCE		
Axis Bank (15774)	87,589.80	4,706.80
Bank of India 827310110007592	7,956.25	982.75
BOB, Tenkasi (39240100004023)	18,663.15	80,324.50
BOB, Thane (12480100012039)	13,366.15	95,004.50
Cash	894.48	3,710.00
Cash (AIR)		3,154.00
Cash (Alagappa)		204.00
Cash (Computer)		915.00
Cash (IGNOU)		353.00
Cash (OTP)		5,583.00
Cash At Chennai	373.00	9,875.90
CB TSI, 096110120201	37,485.41	75,245.41
Cheques in Transit		641,018.00
HDFC,Tsi (26181450000034)	291,226.98	40,545.38
IB Tsi, 741062929	29,262.00	5,076.00
ICICI Tsi, 612901093918	397,912.22	149,782.00
ICICI Melapavoor,609001005629 Oracle	4,776.90	
IOB Omcharity20684	22,748.20	38,760.33
IDBI Tenkasi (.....43810)	46,884.26	34,297.60
IOB 137801000018517 (Kalraman)	3,582.96	15,752.04
IOB 137801000022085	78,197.30	
IOB 137802000000594	157,293.16	11,218.25
IOB 1985	31,765.56	627,497.93
IOB AYK CCD137802000000224	(25,830.00)	21,473.00
IOB Alagappa,.....12618	1,484.72	5,313.96
IOB Computer (15873)	4,078.47	78,509.21
IOB Home, 137801000006330	191,640.88	262,629.22
IOB IGNOU,....6750	4,551.65	6,466.52
IOB Matching, 137801000006794	1,128.13	1,333.47
IOB Nursery Project,....6991	(69,309.28)	79,787.56
IOB RCI (16073)	1,334.49	2,542.83
IOB Sangamam,.....10939	2,456.43	509,137.07
IOB SDTT (17707)	1,406.60	147,745.24
IOB SSV High School,.....13367	219,952.00	211,781.00
IOB SSV Nusery,9477	175,525.90	169,016.90
IOB TATA Grant,....5506	10,338.90	269,585.24
IOB TD(16072)	8,797.11	3,746.79
IOB Tsi, 15656	12,554.45	117,532.45
IOB MVR 137801000018516	685,633.45	891.29
IOB VKP- 14789	1,453.71	96,036.57
IOB-137801000018515 (Goshala)	10,753.50	12,907.14
SBI GCC TTS Grant 36616784911	5,236.81	9,831.00
SBI GCC TTS Matching Grant 36616783383	2,004.77	349,246.50
SBI Foreign, 01955562073	7,171.08	212,362.83
SBI General,64456	24,776.31	357,498.48
SBI HCI, 10955563178	14,949.00	203,878.18
SBI Home Grant,.....62153	618,068.94	306,531.94
SBI, 33789146062 (Water Supply Project)	3,672.00	56,018.00
SBT, Shencottah (67193731475)	18,724.00	2,169.00
Siva Saraswathy Vidyalaya,.....5541 (IOB)	50,371.40	3,563.04
SBI Swip	4,518.50	10,000.00
SBI 37321398593	1,172,072.00	
SBI APPI 37343431150	5,053.00	
TMBL Surandai, 185100710400066	992,715.82	6,709.76
	5,387,262.52	5,358,250.58

For Amar Seva Sangam

S. SANKARA RAMAN
Secretary

BS Sch 16

for M.SRINIVASAN ASSOCIATES
Chartered Accountants

R.Mohan
Partner
M.No.22460





AMAR SEVA SANGAM
SULOCHANA GARDENS, 10-2-163B, TENKASI ROAD,
AYIKUDY - 627852 TAMIL NADU
BS Schedule as on 31.03.2018

	As at 31.03.18	As at 31.03.17
NOTE - 12- -Cash Holding		
Balaseetha Raman Cash (Caliper)	4,615.00	
Bhanumathi K Cash (Home)	378.00	
Manikandan Cash	2,093.00	
Marimuthu A.(Caliper) Cash	4,090.00	
Muthukumar M Cash	616.00	
Geetha M Cash (VBRI)	-	5,000.00
Gopalakrishnan P. Cash (NBM)	-	10,400.00
Mariammal M Cash	-	10,000.00
Meenakshi G Cash	4,672.00	4,672.00
Nithyakalyani R Cash	-	5,000.00
President Cash		10,000.00
Ramasubramanian(BPT) Cash	238.00	
Selvaraj Cash	6,701.00	
Senthil Periyannayagam Cash	6,968.00	
Subbulakshmi Cash (HRD)	1,180.00	
Suresh Kumar (Engg) Cash	5,311.00	
Tamilarasi Cash	6,300.00	
Vignesh Kumar Cash (Engg)	1,750.00	
Ramkumar Cash (VBRI)	5,000.00	5,000.00
Sutha P	15,935.00	
Vijayan Cash VBRI	-	5,000.00
	65,847.00	55,072.00
NOTE - 13 - -Other Debtors		
Alagappa Centre Collection Receivable	11,300.00	8,400.00
Agricultural Collection Receivable	720.00	-
Computer Fees Receivable	54,500.00	98,900.00
Cattle Collection Receivable	12,640.00	
RCI Course Fee Receivable	124,000.00	-
EI Fees Receivable	51,600.00	76,500.00
Other Debtors Contd.,		
ESI Employee Share Receivable	141,931.00	216,137.00
GCC Matching Receivable	(159,914.00)	
GCC TTS Receivable	(470,323.00)	
Govt. Grant Receivable	1,086,840.00	1,086,840.00
Primary School Fees Receivable	58,685.00	125,920.00
IGNOU Fee Receivable	55,550.00	159,239.00
Interest Receivable	2,766,924.30	2,738,600.30
Interest Receivable (FC)	373,147.63	462,301.63
Interest Receivable (Computer)	1,885.00	-
Interest Receivable (Kalraman)	21,233.00	-
Nursery School Fees Receivable	146,715.00	33,175.00
Nursery Van Collection Receivable	39,565.00	-
PAC Fees Receivable	71,300.00	88,300.00
Primary School Van Fees Receivable	73,200.00	-
SSSC Fees Receivable	97,100.00	20,400.00
Tailoring & Tuition Fees Receivable	2,050.00	2,050.00
Typing Fees Receivable	5,040.00	4,000.00
High Sch. Fees Receivable	77,250.00	16,120.00
High School Van Collection Receivable	18,600.00	4,720.00
Event Avenue	514,184.00	65,514.00
Institutional Development Fund (GCC)	(3,220,027.86)	(3,220,027.86)
Redington Salary receivable		3,840.00
	1,955,695.07	1,990,929.07

For Amar Seva Sangam

S. SANKARA RAMAN
Secretary



BS Sch 17

for M.SRINIVASAN ASSOCIATES
Chartered Accountants

R.Mohan
Partner
M.No.22460



 **AMAR SEVA SANGAM**
SULOCHANA GARDENS, 10-2-163B, TENKASI ROAD,
AYIKUDY - 627852 TAMIL NADU
BS Schedule as on 31.03.2018

	As at 31.03.18	As at 31.03.17
NOTE - 14 - -Short Term Investment		
ASSA Short term Investments	9,485,000.00	7,042,000.00
FC Short term Investments	5,570,000.00	-
FC-GCC TTS Matching ST Investment	1,386,765.00	7,150,000.00
GCC TTS Matching ST Investment	600,000.00	-
GCC TTS ST Investment	580,000.00	
Fixed Deposits Building & Equipment	-	4,858,300.00
Oracle ST Investments	160,000.00	
SDTT ST Investments	265,000.00	
Kalraman ST Investments	1,290,000.00	
Omcharity ST Investments	835,000.00	
AIR Short term Investments	74,000.00	138,000.00
Alagappa Short term Investments	50,000.00	50,000.00
Computer Short term Investments	1,091,000.00	476,000.00
IGNOU Short term Investments	450,000.00	280,000.00
OTP Short term Investments	829,000.00	428,000.00
	22,665,765.00	20,422,300.00
NOTE - 15 - -Stock		
Office Stationeries & Cosumable Items	14,320.34	12,838.57
Engineering Items (Electrical & Plumbing)	180,915.00	180,993.77
Campus Cleaning Material	13,976.67	8,939.85
Cattle feed stock	126,919.20	351,690.50
Canteen & Home Food Supplies	96,635.42	122,082.31
Xerox Material Stock	-	33,642.30
MTU Medicines	50,157.35	36,287.00
Wheel Chairs	289,839.00	-
Closing Caliper Raw Materials	87,604.41	134,225.80
	860,367.39	880,700.10

For Amar Seva Sangam

S. SANKARA RAMAN
Secretary

BS Sch 18

for M.SRINIVASAN ASSOCIATES
Chartered Accountants

R.Mohan
Partner
M.No.22460





AMAR SEVA SANGAM
SULOCHANA GARDENS, 10-2-163B, TENKASI ROAD,
AYIKUDY - 627852 TAMIL NADU
I & E Schedule as on 31.03.2018

As at 31.03.18

As at 31.03.17

NOTE - 16 -- Donations

GENERAL DONATION

>>ASHA Donation (Project)

In Foreign Currency	1,750,000	1,452,000
In Indian Currency		-

>>Donation Annual Patron 80G Non-Corpus

In Foreign Currency		
In Indian Currency	116,000	174,501

>>corporate patron

In Foreign Currency		-
In Indian Currency	323,001	37,500

>>Donation Diable Youth Train. Spon 80G Non-Cropus

In Foreign Currency	1,152,000	451,690
In Indian Currency	-	82,000

>>Donation Fellow Patron 80G Non-Cor.

In Foreign Currency		-
In Indian Currency	75,060	92,500

>>Donation Festival Day A/c 80G Non-Corpus

In Foreign Currency		-
In Indian Currency	1,273,042	622,060

>>Donation General A/c 80G Non-Corpus

In Foreign Currency	16,603,529	7,751,391
In Indian Currency	16,995,151	11,287,310

>>Donation Lunch A/c 80G Non-Corpus

In Foreign Currency	1,114,218	950,646
In Indian Currency	10,020,448	3,909,542

>>Donation Sponsor A Child A/c 80G Non-Corpus

In Foreign Currency	1,368,771	14,400
In Indian Currency	6,400	111,900

NOTE - 16 -- Donations (Contd...,)

>>Donation Sponsor A MI Person Under. Reh. 80G Non-Corpus

In Foreign Currency	1,240,032	
In Indian Currency	-	33,700

>>Donation Sponsor-A-Spinal Injued U/G Post Accute Care

In Foreign Currency		23,485
In Indian Currency	1,160,000	45,000

>>Donation Sponsor Education A/c 80G Non-Corpus

In Foreign Currency	2,699,442	23,801
In Indian Currency	3,992,747	627,100

for M.Srinivasan Associates
 Chatered Accountant

For Amar Seva Sangam

S.SANKARARAMAN
 Secretary

PL Sch 1

R.Mohan
 Patner
 M.No.22460



AMAR SEVA SANGAM
SULOCHANA GARDENS, 10-2-163B, TENKASI ROAD,
AYIKUDY - 627852 TAMIL NADU
I & E Schedule as on 31.03.2018

As at 31.03.18

As at 31.03.17

>>Donation Sponsor of Medicines for A MC Child 80G Non-Corpus

In Foreign Currency		-
In Indian Currency	-	89,500

>>Donation Sponsorship of Maint. of W/c & Tricycles

In Foreign Currency		-
In Indian Currency	1,140,890	27,510

>>Give India Grant Non-Corpus

In Foreign Currency	160,574	71,058
In Indian Currency	233,169	174,538

>>Adopt 600 Villages

In Foreign Currency	7,000,000	3,982,680
In Indian Currency	-	-

>>Donation Well Wisher

In Foreign Currency	136,434	110,764
In Indian Currency	737,914	811,699

>>Donation EI Sp-A-Child

In Indian Currency	440,820	-
--------------------	---------	---

>>One month upkeep of one cow

One day feeding for all cows and calves	78,000	
Rehabilitation-General	442,500	
	25,000	

>>35AC Non-Corpus

35 Ac Non-Corpus Donation (Valid Upto 2014)	-	24,258,854
---	---	------------

70,285,141	57,217,129
-------------------	-------------------

NOTE - 17 - -OTHER INCOME

Agricultural Collections	15,659	4,485
Amar Medical Lab Fees	13,330	
canteen inter Dept. Apportionment	569,917	468,350
Cattle Collection	389,511	332,682
Early Inter. Fee Collection	312,900	262,807
God A/c (Sri Rama Jeyam)	781	616
High School Van Collection	164,530	117,400
Hostel Admission Fees	-	-
Interest on NBM Loan	170,823	-
Membership Fees / Subscription	-	349
SSSC Bpo Fees collection	141,500	20,000
Miscellaneous Income	11,875	113,506
MTU / DATS / PAC Collection	578,840	576,610
Nursery Fees	521,850	534,325
Nursery Van Collection	104,502	99,229
Primary School Van Collection	332,500	444,150
Rental income	363,000	440,000
RHC Van Collection & Inter Dept. Apportionment	163	500
Sale of Caliper/Repair Collections	56,490	54,570
Sale of old Materials	1,990	6,890
SSSC Training Collection	316,200	270,350
SSV Higher Secondary School Fees	1,170,530	993,800
Membership Subscription	444	-
SSV Primary School Fees	751,695	730,220
Tailoring & Handicrafts Tuition Fees	68,450	43,500
Typing Fees	219,045	80,190
XBRL Collection	78,000	276,840
Xerox Collection	7,787	5,033
Other Income (Corpus Reversal)	-	7,500,000
Other Income (FC)		110,000

6,362,311	13,486,402
------------------	-------------------

For Amar Seva Sangam

S.SANKARARAMAN
Secretary



PL Sch 2

for M.Srinivasan Associates
Chartered Accountant

R.Mohan
Partner
M.No.22460





AMAR SEVA SANGAM
SULOCHANA GARDENS, 10-2-163B, TENKASI ROAD,
AYIKUDY - 627852 TAMIL NADU
I & E Schedule as on 31.03.2018

As at 31.03.18

As at 31.03.17

NOTE - 18 --GOVT. GRANT

Govt. Of India, Ministry of Social Justice & Empowerment Maintenance Grant

-	-
-	-

NOTE - 19 --GOVT. SUPPORT

PVP Project Income
Staff Salary for SSSC(From Govt)
SSSC Feeding Grant

121,920	690,942
-	639,500
-	141,750
121,920	1,472,192

NOTE - 20 --INTEREST INCOME

Interest Received(ASSA)
Interest Received (FC)
Interest Received (AIR)
Interest Received (Oracle)
Interest Received (SDTT)
Interest Received (GCC-Mat)
Interest Received (GCC-TTS)
Interest Received (VBR Gatikshram)
Interest Received (VBR Rehab.)
Interest Received (VBR Omcharity)

6,008,413	5,477,302
1,563,794	1,930,831
-	4,105
123,509	-
8,036	62,154
266,522	343,409
68,072	-
-	35,646
59,530	62,068
9,513	26,240
8,107,389	7,941,755

NOTE - 21 --DEVELOPMENTAL REHABILITATION

>>EXTENSION SERVICES

>>RHC CENTRAL TEAM

New Bus Stand Tirunelveli
Out Reach Expenses
RHC Admin. Exps.
RHC Elec. Charges
RHC Training
RHC Van Pickup Services
Salary RHC
VBR I & II Expenses
Admin. RPSNC
EB Charge to RPSNC
Food Exps. RPSNC
Medicine RPSNC
Salary RPSNC

130,185	158,925
314,546	45,829
41,207	67,173
33,387	30,378
23,298	63,466
15,749	11,833
404,588	416,906
45,848	92,933
110,238	97,615
2,199	-
337,702	373,702
964	-
150,105	92,137

TOTAL EXTENSION SERVICES>>RHC CENTRAL TEAM

1,610,015	1,450,897
------------------	------------------

>>EXTENSION SERVICES>>VAN EXPENSES

Auto Diesel
Auto Maint.
Bus Diesel
Bus Maint.
Salary Van Driver
Van Diesel
Van Driver DA/ Bata/ Food Allowance
Van Maint.
Van Road Tax
Van Section Exps.
Vehicle Insurance (Van)
Interdept.Adjustment

11,241	8,297
3,562	1,260
90,813	81,825
5,225	18,165
2,132,769	1,578,636
745,535	677,903
126,490	134,988
543,130	590,450
50,167	66,486
383,621	596,417
571,471	237,798
(1,813,520)	(1,668,641)

TOTAL EXTENSION SERVICES>>VAN EXPENSES


2,850,503	2,323,584
------------------	------------------

GRAND TOTAL EXTENSION SERVICES

4,460,519	3,774,481
------------------	------------------

For Amar Seva Sangam

S.SANKARARAMAN
Secretary



PL Sch 3

for M.Srinivasan Associates
Chartered Accountant

R.Mohan
Patner
M.No.22460





AMAR SEVA SANGAM
SULOCHANA GARDENS, 10-2-163B, TENKASI ROAD,
AYIKUDY - 627852 TAMIL NADU
I & E Schedule as on 31.03.2018

As at 31.03.18

As at 31.03.17

>>NETWORKING EXPS.

>>NETWORKING EXPS.>>INSTITUTIONAL DEVELOPMENT EXPS.

Exps. on Innovative Disability Mangement System	300,376	453,267
Committee Expenses of Disabled Members		-
Institutional Promotional Exps.	602,156	552,709
Salary to Special Group	233,824	88,479
TOTAL NETWORKING EXPS.>>INSTITUTIONAL DEVELOPMENT	1,136,356	1,094,455

>>NETWORKING EXPS.>>HRD DEPT.

HRD Admin. Exps.	48,344	78,340
HRD Training & Process Exps.	80,291	27,139
ISO Training Exp	151,601	50,421
Salary HRD Section / Honorarium	639,870	570,523
Staff Welfare Exps	442,124	475,142
Employee Gratuity	655,641	994,359
EPF Misc. Charges	392,079	229,809
Employer EPF Equal Contribution	42,621	-
TOTAL NETWORKING EXPS.>>HRD DEPT.	2,452,571	2,425,733

PRSD Office Exps.	58,906	42,156
PRSD Staff Salary	314,760	254,182
PRSD Tour Exps.	208,459	239,063
SECR Office Exps.	402,692	425,907
SECR Staff Salary Exps.	251,868	302,194
SECR Tour Exps.	701,552	391,971

TOTAL NETWORKING EXPS.>>PRSD & SECR	1,938,237	1,655,473
GRAND TOTAL NETWORKING EXPS.	5,527,165	5,175,661

>>ECONOMIC REHABILITATION>>DBM SECTION

DBM Section Expenses	6,753	15,459
Salary to DBM	428,933	645,874
Xerox Expenses	33,642	506
MIS Section Exps.	589,114	609,225
Salary to MIS	585,275	543,469
Interdept Adjustment	(43,291)	(43,019)
TOTAL ECONOMIC REHABILITATION>>DBM SECTION	1,600,427	1,771,514

>>REHAB. DELIVERY OF SERVICES

>>REHAB. DELIVERY OF SERVICES>>CAMPUS SERVICES

Campus Electricity	217,595	180,957
Campus Upkeep & Maintenance	1,095,327	1,287,555
Campus Water Supply & Gen. Maint.	742,622	947,356
Cattle Maint Exps	1,278,378	1,118,299
Cosmetic Assist. Food Allowance	56,225	54,157
Campus Equipments Maintenance	138,983	33,940
Exps. on Civil & Electrical	2,489,434	1,903,675
Salary to Campus Staff	2,104,722	1,904,936
Salary To Store	289,073	270,345
Cartage & Coolies	18,296	18,764
Interdept. Adjustment	(324,154)	(372,690)
TOTAL REHAB. DSI>>CAMPUS SERVICES	8,106,499	7,347,294

for M.Srinivasan Associates
Chartered Accountant

For Amar Seva Sangam

S.SANKARAMAN
Secretary



PL Sch 4



R.Mohan
Partner
M.No.22460



AMAR SEVA SANGAM
SULOCHANA GARDENS, 10-2-163B, TENKASI ROAD,
AYIKUDY - 627852 TAMIL NADU
I & E Schedule as on 31.03.2018

As at 31.03.18

As at 31.03.17

>>REHAB. DELIVERY OF SERVICES>>KITCHEN EXPENSES

Electric Charges Kitchen	117,711	110,118
Kitchen Equip. and Utensils	30,403	17,350
Kitchen Food Exp.	2,326,229	2,220,221
Kitchen General Exps.	489,116	662,831
kitchen food supplies stock (increase) / Decrease	25,447	(21,988)
Salary Kitchen	1,590,743	1,257,272
Interdept.Adjustment	(1,584,504)	(1,764,685)
TOTAL REHAB. DSI>>KITCHEN EXPENSES	2,995,144	2,481,119
GRAND TOTAL REHAB. DELIVERY OF SERVICES	11,101,644	9,828,413
TOTAL DEVELOPMENTAL REHAB.	22,689,754	20,550,069

NOTE -22 --EARLY INTERVENTION CENTRE

EI Training Program	-	149,060
EI Admin. Exps.	180	15,487
EI Equip. Maint. Exps.	-	9,680
Electricity Charges EI	7,995	20,293
Salary to EIC	218,458	725,154
Goods and Supplies	15,127	-
EI Rehabilitation	-	72,716
Interdept.Adjustment	-	(27,900)
TOTAL EI	241,760	964,490

NOTE - 23 - -HOME

Elec. Charges Home	59,283	52,011
Home Bed Materials	-	5,000
Home Caliper Making	31,963	18,310
Home Caliper Repair	11,500	11,545
Home Children Excursion	550	-
Home Dress Material Exps.	17,148	23,024
Home Education Exps.	205,765	183,935
Home Food Exp.	970,650	988,117
Home General & Admn. Exp.	211,747	435,321
Home Medical Expenses.	10,872	1,868
Home Toiletries & Child. Maint. Exps.	23,273	21,455
Home Travelling Exp.	22,386	5,070
Home Van Pickup Service	37,335	19,684
Salaries Home	1,755,062	1,533,430
TOTAL HOME	3,357,534	3,298,770

for M.Srinivasan Associates
Chartered Accountant

For Amar Seva Sangam

S.SANKARARAMAN
Secretary



R.Mohan
Patner
M.No.22460



AMAR SEVA SANGAM
SULOCHANA GARDENS, 10-2-163B, TENKASI ROAD,
AYIKUDY - 627852 TAMIL NADU
I & E Schedule as on 31.03.2018

As at 31.03.18

As at 31.03.17

NOTE - 24 -- SANGAMAM SCHOOL FOR SPECIAL CHILDREN

SSSC Children Training Exps.	131,014	364,740
Salary to SSSC	1,470,826	1,970,320
SSSC Admin. Exps.	73,021	89,476
SSSC Electricity	23,508	20,292
SSSC Medical Exp.	8,169	9,197
SSSC Uniform	56,537	50,013
SSSC Van Pickup	528,143	426,324
SSSC BPO Admin Exps.	13,484	-
SSSC BPO Children Training Exp.	39,474	-
SSSC BPO Staff Salary	448,227	-
SSSC BPO Transportation	21,091	-
SSSC Child. Appliances & Aids	9,260	-
SSSC Child. Food Exps.	246,453	-
SSSC Child. Milk Exps.	10,048	-
TOTAL SSSC	3,079,254	2,930,362

NOTE - 25 -- MEDICAL TESTING UNIT

DYTS Appl. & Aids	490	1,717
DYTS Food Expenses	47,055	472,129
Medical Expenses MTU & Hostel	32,098	35,030
DYTS Rehab Expenses A/c	15,049	15,192
DYTS Vocational Training/ Higher Education Exps.	102,400	136,000
Electricity MTU & Hostel	94,335	131,246
Hostel & mtu Admin. Exps.	701,251	648,152
On Job Training	-	16,150
Salary MTU & Hostel	1,278,234	1,372,893
Oracle-Physiotherapist Salary	340,975	-
MTU Equip. Maint	9,263	18,750
BNP Paribas Project	216,359	187,118
Oracle-Bank charges	528	-
Oracle- Aids and Appliances	18,210	-
Oracle- Electric Charges Hostel	29,237	-
Oracle- Food Expenses	697,564	-
Oracle- Hospital/ Medical Exps.	35,108	-
Oracle- Hostel maintenance Exps.	287,877	-
Oracle- On Job Training	11,700	-
Oracle- Rehab Expenses	62,564	-
Oracle-Salary Hostel Warden	273,775	-
TOTAL	4,254,070	3,034,377

For Amar Seva Sangam

S.SANKARARAMAN
Secretary



PL Sch 6

for M.Srinivasan Associates
Chartered Accountant

R.Mohan
Partner
M.No.22460





AMAR SEVA SANGAM
SULOCHANA GARDENS, 10-2-163B, TENKASI ROAD,
AYIKUDY - 627852 TAMIL NADU
I & E Schedule as on 31.03.2018

	As at 31.03.18	As at 31.03.17
NOTE - 26--SPINAL CORD INJURY POST ACUTE CARE CENTRE EXPS.		
PAC Centre Electricity	131,541	128,023
PAC Centre Admin Expenses	170,522	304,396
PAC Centre Bata/ Food Allowance	198,940	219,739
PAC Centre Rehabilitation Exps.	1,501,665	1,699,329
PAC Centre TA/DA	31,351	18,948
PAC Centre Salary	1,778,859	1,557,183
TOTAL	3,812,877	3,927,618
NOTE - 27 --CALIPER SECTION EXPENSES		
Caliper Section Exp.	58,327	22,138
Elec. Charges Caliper Unit	19,829	24,206
Raw Materials Consumed- Caliper (Annexure I)	278,607	183,217
Salary Caliper Section	658,344	584,616
Tri Cycle/ Wheel Chair Maint.	1,020,978	173,862
Interdept Adjustment	(196,720)	(335,900)
TOTAL	1,839,365	652,139
NOTE - 28 --VILLAGE BASED REHABILITATION		
VBR SDDT(vbri development)		
1.1.1 Development Workers	656,089	1,006,514
1.1.2 Co-Ordinator Federation Dev and Advocacy		182,732
1.1.3 Co-Ordinator-Skill Development		202,113
1.1.4 Co-Ordinator-Micro Finance		202,661
1.1.5 Project Manager	343,526	315,516
1.1.6 Tailoring Instructor		379,554
1.1.7 Principal -RCI Training Institute		304,612
1.1.8 Faculties for Diploma Courses		644,140
1.2.1 Administration Assistant		77,200
3.1.1 Refresher Training	4,448	72,229
3.1.2 Monthly Planning and Review Meetings		28,451
3.1.3 Half Yearly Review and Evaluation		24,548
3.1.5 Faculty Expenses		54,000
3.1.4 End-Term review amnd preparing exist plan		69,000
3.2.1 Livelihood Resource Mapping		157,311
3.2.3 MF Revolving Fund		120,000
3.3.2 Residential Tailoring Training Fees ASSA Campus		137,108
3.3.3 Vocational Units of Amar Seva Sangam		115,977
3.3.4 Crafts and Community Based Trades		98,280
3.3.6 Units for the Mentally Disabled Children		9,690
3.4.2 Modules Each Year for Two Years		62,988
3.4.3 Organise Leadership Training		343,761
3.5.3 Training Block Level Federation Leaders		6,689
3.5.4 Training of District Federation EC Members		61,095
3.5.6 Fund Raising Workshop 2 Days		2,486
4.1 Travel Exp		260,857
4.2 Office Rent		65,800
4.3 Phone Bill		46,650
4.4 Printing & Stationary	70	6,650

For Amar Seva Sangam

S.SANKARAMAN
Secretary



PL Sch 7

for M.Srinivasan Associates
Chartered Accountant

R.Mohan
Partner
M.No.22460





AMAR SEVA SANGAM
SULOCHANA GARDENS, 10-2-163B, TENKASI ROAD,
AYIKUDY - 627852 TAMIL NADU
I & E Schedule as on 31.03.2018

	As at 31.03.18	As at 31.03.17
SDTT-II Area Coordinator Salary	295,516	85,000
SDTT-II Area Coordinator Travel Exp		10,673
SDTT-II Development Worker		403,740
SDTT-II Development Worker Travel		32,518
SDTT-II Encourage the Local Artisans		4,780
SDTT-II Formation of New Special SHGs		17,625
SDTT-II Monthly Planning and Review Meetings		9,261
SDTT-II Office Rent		16,000
SDTT-II Organise Leaders Training		84,250
SDTT-II Organise SHG Members Training		30,632
SDTT-II Phone Bill		20,854
SDTT-II Referring PwD Youths to Other VTC Units of ASSA and Other Training		36
SDTT-II Refresher and Need Based Training		40,982
SDTT-II Travel Exps.		28,536
Bank Charges	231	373
VBRI Others (Om Charity Project)		
1.1.6. Tailoring Instructor (K I)		129,356
1.1.8 Faculties for Diploma Courses (Note 3 & 4)		87,439
1.1.1 Development Worker salary for 5 blocks (KII)	2,831,924	149,016
Faculties for B.Ed Courses (KI)		2,370
Faculties for Diploma Courses		67,073
Salary Rehabilitation Head		300,773
SHG Volunteers Salary		70,000
1.1.1 Development Workers Salary for 5 Blocks (K II)		487,698
Admin Assistant K II	204,324	347,480
Admin Cost/Printing & Stationery	12,463	5,364
Admin Cost		149,912
Meeting and Coordination	10,212	59,448
Bank Charges	1,676	653
Non Teaching Staff		521,228
PMRC VTC Expenses/ Teachers Salary KII	1,315,400	754,603
RPSNC Students Food Exp/Children Dress Exps.	54,133	85,183
World Disabled Day		751,861
1.1.13 Non Teaching Staff (Note 3 & 4)		89,350
Project Manager	54,581	-
Monthly Planning and Review Meetings	23,519	16,080
Travel Expenses	13,276	19,405
Area Coordinator Salary & Travel	233,959	-
Faculty Expenses	17,955	-
Organise Leaders training for SHG office Bearers	188,597	-
Organise SHG Members Training to All Groups	151,986	-
Phone Bill and Netcard	298,586	-
Prior Period Rectification	163,686	-
SHG Volunteers Salary	20,000	-
Training of Block Level Federation Leaders	16,133	-

For Amar Seva Sangam

S.SANKARAMAN
Secretary



PL Sch 8

for M.Srinivasan Associates
Chartered Accountant

R.Mohan
Partner
M.No.22460





AMAR SEVA SANGAM
SULOCHANA GARDENS, 10-2-163B, TENKASI ROAD,
AYIKUDY - 627852 TAMIL NADU
I & E Schedule as on 31.03.2018

	As at 31.03.18	As at 31.03.17
VBR Rehabilitation (Kalraman)		
Admin Assistant	46,080	3,600
Admin Cost	10,646	-
Adult Children Parents Training	37,000	25,000
Bank charges	474	653
EI Children Parents Training and Exposure Visit	68,500	19,873
Epileptic Medicine Support	239,614	167,909
Health awareness and preventive care initiative	61,658	17,480
Provide Surgical Care	36,040	-
Salary for 2 BPT	377,073	362,676
Salary of 10 PMRC Teachers	77,662	395,476
Salary of 10 Ayah	21,400	235,665
Salary to 6 Special Educators	342,301	782,460
Salary to 10 CRWs	1,411,928	1,657,893
Repairing Support	70,580	-
Meeting and Coordination	205	71,230
AWareness Programs Organised for Women	-	1,987
Home Based Rehabilitation Support	-	218,846
Need Assessment Camp Conducted in the Project Area	-	4,970
Organise Assessment Camps	-	4,411
PMRC Governing Body Members Training		17,130
Teaching Materials for EI		4,815
Number of Appliances Got Repaired by the Visit of the Technicians		7,000
Psychiatric Medical Support		108,225
Vocational Training to Adult MR Children		927
Training to CRWs and 2 special educators	2,085	27,068
Training to PMRC Teachers		5,320
VTC PMRC Expenses	75,460	-
Faculty Fee and Travel Expenses to the Resource Persons	-	4,171
World Mental Health Day Awareness	41,148	87,214
Organise assessment camps meaasuring assistive devices	-	26,390
School Awarness Programs Organised for the Student		2,288
Grand Challenges Canada- Bank charges		29
Grand Challenges Canada TTS Grant- Bank charges	1,271	184
GCC Matching Grant - Bank charges	497	293
TOTAL VBRI	9,833,912	14,198,841

For Amar Seva Sangam

S.SANKARARAMAN
Secretary



PL Sch 9

for M.Srinivasan Associates
Chartered Accountant



R.Mohan
Partner
M.No.22460



AMAR SEVA SANGAM
SULOCHANA GARDENS, 10-2-163B, TENKASI ROAD,
AYIKUDY - 627852 TAMIL NADU
I & E Schedule as on 31.03.2018

As at 31.03.18

As at 31.03.17

NOTE - 29 --SCHOOL

>>NURSERY & MIDDLE SCHOOL EXPENSES

High School Exps	220,143	497,861
High School Function Exps.	53,947	99,623
Elec. Charges High School Exps	20,117	16,184
Salary High School	3,964,933	3,221,036
School Van Trips	69,332	65,779
Elec. Charges Nursery School	15,950	14,203
General Library	(5,315)	41,179
Nursery School Exps	158,121	224,851
Salary Nursery	1,632,768	1,437,555
Nursery School Van Trips	74,057	82,077
Play School Exps.	6,210	3,810
Primary School Exps	97,499	150,264
Primary School Van Trips	194,980	177,082
Salary Primary School	1,767,916	1,683,240
Primary School Function Exps.	12,206	-
High School Convey/Travelling Exps.	23,709	-
Interdepartment adjustment	(329,895)	(203,500)
TOTAL SCHOOL	7,976,678	7,511,244

NOTE - 30-- VOCATIONAL TRAINING EXPENSES

>>TYPING SECTION

Oracle-Tailoring Labour Charges	24,800	-
Oracle-Tailoring Machine Maint.	8,530	-
Oracle-Tailoring Instructor	757,329	-
Oracle-Typing Machine Maint.	10,635	-
Oracle-Typing Section Exp	17,688	-
Oracle-Salary Typing	303,659	-
Oracle-Elec. Charges Typing	5,800	-
Salary Typing	34,076	297,782
Elec. Charges Typing	1,681	3,003
Typing Machine Maint.	-	4,300
Typing Section Exp	39,248	21,999
Interdept adjustment	(84,960)	(54,100)
TOTAL TYPING	1,118,486	272,984

NOTE - 31 --DELIVERY OF SER. & INFRASTRUCTURE

Campus Admn. Exps	38,330	1,020,204
Local Tax Exps	123,610	123,610
EB Lifecare Centre	-	-
Engg. Dept. Exps.	73,584	62,438
TOTAL DSI	235,524	1,206,252

For Amar Seva Sangam

S.SANKARARAMAN
Secretary



PL Sch 10

for M.Srinivasan Associates
Chartered Accountant

R.Mohan
Partner
M.No.22460





AMAR SEVA SANGAM
SULOCHANA GARDENS, 10-2-163B, TENKASI ROAD,
AYIKUDY - 627852 TAMIL NADU
I & E Schedule as on 31.03.2018

As at 31.03.18

As at 31.03.17

NOTE - 32 --PUBLIC COMMUNICATION ADMI.

>>OFFICE EXPENSES

Office Conveyance /Travelling	30,494	22,697
Office Admin.	796,286	695,906
Office Postage	48,911	14,699
Elec. Office	170,182	135,957
Office Van Pickup Service	7,832	5,403
Office Printing & Stationery	117,255	106,009
Salary Office & Accounts	1,251,857	1,067,811
Office Xerox	1,246	1,347
TOTAL OFFICE	2,424,062	2,049,829

>> ADMINISTRATIVE & OTHER EXPENSES

Audit Expenses	119,138	5,977
Bank Charges	113,713	119,340
Courier	18,576.00	17,571
Interest Paid for Loan (CCD)	148,803	323,527
Internet E - Mail/ Broad Band	448,870	481,679
GST Expenses	1,400	-
Round off Amount	2	(4)
Telephone Exps	87,201	81,935
Prior Period Rectification	48,684	
Bank Charges (fc)	-	690
Fixed Assets Write Off	-	26,600
TOTAL ADMIN.	986,388	1,057,315

>>PRO EXPENSES

Chennai office PR exps.	196,891	154,383
PROG. EXPS.	628,416	311,371
PR Admin. Exps.	445,401	372,470
PR Conveyance/Travelling Exps.	4,879	6,884
PR Postage Exps	73,964	64,859
PR Printing Exps.	382,954	35,250
PR Van Pickup Service	15,761	12,743
Salary PR Staff	1,210,307	1,146,883
VIP Expenses	176,544	138,873
Diary Project 2014 Exps.	-	(123,734)
Elec. Charges Guest House	84,333	65,482
Guest House Maint.	47,176	50,133
Mumbai Marathan Exps.	359,831	464,828
TOTAL PRO	3,626,455	2,700,425
TOTAL PCA	7,036,905	5,807,569

For Amar Seva Sangam

S.SANKARARAMAN
Secretary

PL Sch 11

for M.Srinivasan Associates
Chartered Accountant

R.Mohan
Partner
M.No.22460





AMAR SEVA SANGAM
SULOCHANA GARDENS, 10-2-163B, TENKASI ROAD,
AYIKUDY - 627852 TAMIL NADU
I & E Schedule as on 31.03.2018

As at 31.03.18

As at 31.03.17

NOTE - 33 -GOVT. PROG. EXPS.

PVP PROJECT

PVP Admin. & Stationery Exps.	2,284	1,792
PVP Co-Ordinator TA Exps.	8,711	35,477
PVP Staff Salary & TA	55,000	458,324
PVP Physiotherapist Salary	-	8,500
Pvp Coordinator Salary	-	14,787
PVP Assesment Camp	-	11,355
TOTAL Govt. Prog.	65,995	530,235

NOTE - 34-TRAINING IG PROJECTS

>> COMPUTER SECTION

Computer Fees	(438,618)	(287,757)
Savings bank Interest	(28,298)	(13,009)
Ambur Subcenter Collection	(7,600)	(2,100)
Cell Phone Training Fees Collection	(176,600)	(252,500)
Gold Appraisal Fees Collection	(171,700)	(160,800)
TOTAL INCOME	(822,816)	(716,166)
Less:Interdept. Adjustment	(224,250)	(224,250)
Income After Adjustment	(598,566)	(491,916)

Less: Expenses

Computer Section Expenses	14,926	17,529
Computer Advertisement	500	30,363
Computer Education Materials	5,860	6,296
Elec. Charges Computer	-	39,466
Salary Computer	118,520	227,572
Bank Charges	103.74	57.29
Computer maintenance	35,240	16,760
Other Training expenses	174,000	164,706
Oracle-Computer Education Materials	12,018	-
Oracle- Computer Machine Maint.	17,800	-
Oracle-Computer Section Exps.	92,198	-
Oracle-Elec. Charges Computer	49,203	-
Oracle-Salary Computer	216,704	-
TOTAL Expenses	737,073	502,749
Surplus/ Deficit from Computer	(85,743)	(213,417)

>> AMAR INSTITUTE OF REHAB. SCIENCE

Amar Institute Collection	(250,524)	(64,759)
Savingbank Interest	(3,213)	-
TOTAL INCOME	(253,737)	(64,759)

For Amar Seva Sangam

S.SANKARARAMAN
Secretary



PL Sch 12

for M.Srinivasan Associates
Chartered Accountant

R.Mohan
Partner
M.No.22460



**AMAR SEVA SANGAM**

SULOCHANA GARDENS, 10-2-163B, TENKASI ROAD,

AYIKUDY - 627852 TAMIL NADU

I & E Schedule as on 31.03.2018

	As at 31.03.18	As at 31.03.17
Less: Expenses		
Amar Institue Admin. Exps.	137,864	116,144
Faculty Fee	24,363	-
Bank Charges	167	39
Course Promotion Exps.	185,802	233,630
Oracle-Faculties for Diploma Courses	893,287	
Oracle-Non Teaching Staff	536,911	
Oracle-Principal Amar Institute for Rehabilitation and Science (RCI training in	296,073	
Total TD project	2,074,467	349,813
Surplus/ Deficit from TD	1,820,730	285,054
>> TRAINING AND DEVELOPMENT		
Training & Development Collection	(926,503)	(56,030)
Saving bank Interest	(20,645)	(16,966)
TOTAL INCOME	(947,148)	(72,996)
Less: Expenses		
OTP Course material Exps.	-	35,783
Salary to Training & Development	71,531	44,842
Bank charges	129	301
TD Admin.(VTC) Exps.	253,664	171,138
TD Course Promotion Exps. (RHC)	26,552	57,597
Oracle- Programme Exps.	51,682	-
Oracle-Salary to Training & Development	248,819	-
Oracle- Training and Development Admin. Exps.	111,636	-
Oracle- Training and Development Course Exps.	521,163	-
Total TD project	1,285,176	309,661
Surplus/ Deficit from TD	338,028	236,665
>> IGNOU :		
IGNOU Fees	(367,950)	(401,512)
Savingbank Interest	(13,237)	(11,267)
TOTAL INCOME	(381,187)	(412,779)
Less: Expenses		
IGNOU Admn. Exp.	95,904	281,516
IGNOU Advertisement	29,581	136,857
Bank charges	330	745
Salary IGNOU Section	158,990	1,006,553
IGNOU Exam Exps	111,788	-
EB Charges IGNOU	-	12,028
Oracle-IGNOU Electricity	10,691	-
Oracle-Salary IGNOU and Alagappa University Study centre	716,651	-
TOTAL Expenses	1,123,935	1,437,699
Surplus/ Deficit from IGNOU	742,748	1,024,920

For Amar Seva Sangam

S.SANKARARAMAN
Secretary

PL Sch 13

for M.Srinivasan Associates
Chartered AccountantR.Mohan
Partner
M.No.22460



AMAR SEVA SANGAM
SULOCHANA GARDENS, 10-2-163B, TENKASI ROAD,
AYIKUDY - 627852 TAMIL NADU
I & E Schedule as on 31.03.2018

	As at 31.03.18	As at 31.03.17
>> ALAGAPPA UNIVERSITY CENTRE		
Alagappa University fees	(172,336)	(291,920)
Savingbank Interest	(5,567)	(2,745)
TOTAL INCOME	(177,903)	(294,665)
Less: Expenses		
Alagappa Centre Admin. Exps.	42,165	106,361
Alagappa Centre Advertisement	15,250	25,190
Bank charges	4,287	2,788
MKU Study Centre Admin Expenses	82,267	
TOTAL EXPENSES	143,969	134,339
Surplus/ Deficit from Alagappa	(33,934)	(160,326)
TRAINING IG PROJECT INCOME	2,781,829	1,172,896

For Amar Seva Sangam

S.SANKARARAMAN
Secretary



PL Sch 14

for M.Srinivasan Associates
Chartered Accountant

R.Mohan
Partner
M.No.22460



 **AMAR SEVA SANGAM**
SULOCHANA GARDENS, 10-2-163B, TENKASI ROAD,
AYIKUDY - 627852 TAMIL NADU
FIXED ASSETS SCHEDULE - 7

DESCRIPTION OF ASSETS	ROD	GROSS BLOCK				ACCUMULATED DEPRECIATION				NET BLOCK			
		As at 31.03.17 Rs.	Additions => 180 days	Additions < 180 days	Deletions	As at 31.03.18 Rs.	As at 31.03.17 Rs.	Write Back	Additions For the year	Deletions /Adjustment	As at 31.03.18 Rs.	As at 31.03.17 Rs.	As at 31.03.18 Rs.
>> LAND	0	6,676,943		853,650		7,530,593	-		-		-	6,676,943	7,530,593
>> LIVE STOCK													
THARBAR BULLOCK	10	15,800		-		15,800	790		1,501		2,291	15,010	13,509
THARBAR COW	10	15,800		-		15,800	790		1,501		2,291	15,010	13,509
Umbalacerry Cow	10	66,870		-		66,870	3,344		6,353		9,697	63,526	57,173
>> BUILDINGS													
Administrative Block	10	2,449,182	198,310	1,422,548		4,070,040	893,259		246,551		1,139,810	1,555,923	2,930,230
APJ School Building	10	1,315,354		-		1,315,354	808,345		50,701		859,046	507,009	456,308
Cement and Western Cabin	10	1,900		-		1,900	1,571		33		1,604	329	296
Centre for Special Children	10	5,289,187		88,225		5,476,412	2,951,560		248,074		3,199,634	2,436,627	2,276,778
Child Developmental Care Unit (MTU)	10	34,613		-		34,613	23,290		1,132		24,422	11,323	10,191
Compound Wall (Kodikurichi)	10	5,095,805		-		5,095,805	1,949,718		314,609		2,264,327	3,146,087	2,831,478
Dormitory Shelter	10	172,961		-		172,961	159,736		1,323		161,059	13,225	11,902
DVQ	10	1,582,889		(0)		1,582,889	1,031,570		55,132		1,086,702	551,319	496,187
Early Intervention Center	10	1,939,774		-		1,939,774	737,776		120,200		857,976	1,201,998	1,081,798
Generator Block	10	83,857		-		83,857	69,612		1,425		71,037	14,245	12,820
HFH	10	2,103,043		99,080		2,202,123	1,405,763		74,682		1,480,445	697,281	721,679
ICICI Store Room & Extn.Building	10	4,916		-		4,916	4,187		73		4,260	729	656
Inscription Stone	10	102,408		-		102,408	41,969		6,044		48,013	60,439	54,395
Kanchi Swami Block	10	3,685,095		21,543		3,706,638	2,305,417		139,045		2,444,462	1,379,678	1,262,176
Kitchen Building	10	3,423,876		194,191		3,618,067	1,620,592		190,038		1,810,630	1,803,284	1,807,437
Low Cost Building	10	35,405		-		35,405	32,427		298		32,725	2,978	2,680
Middle School Building	10	9,597,225		11,603,015		21,200,240	4,495,547		1,090,319		5,585,866	5,101,678	15,614,374
Path Ways	10	6,490,652		73,000		6,563,652	686,879		584,027		1,270,906	5,803,773	5,292,746
Renovation of Guest House	10	277,979		-		277,979	106,855		17,112		123,967	171,124	154,012
RHC Building	10	274,581		-		274,581	253,955		2,063		256,018	20,626	18,563
Road Formation work	10	980,562		-		980,562	557,666		42,290		599,956	422,896	380,606
Security Cabin	10	12,376		-		12,376	11,220		116		11,336	1,156	1,040
Tailoring Unit (Brohmos Build.)	10	2,539,984		-		2,539,984	963,507		157,648		1,121,155	1,576,477	1,418,829
VTC Admin Room Development Work	10	304,324		-		304,324	126,841		17,748		144,589	177,483	159,735
Water line	10	782,254		-		782,254	309,639		47,262		356,901	472,615	425,353
Lifecare Centre Building	10	6,611,575		-		6,611,575	958,679		565,290		1,523,969	5,652,896	5,087,606
Old Library Building	10	17,575		-		17,575	2,549		1,503		4,052	15,026	13,523
House Property at Ayikudy	10	1,448,950		-		1,448,950	14,315		143,464		157,779	1,434,635	1,291,171
House at Ayikudy Near Old Library	10	-		3,334,500		3,334,500	-		166,725		166,725	-	3,167,775
Thazhayuthu House Property	10	73,441		-		73,441	-		7,344		7,344	73,441	66,097
VTC Extension building (Tiruppur)	10	5,327,152		100,000		5,427,152	266,358		511,079		777,437	5,060,794	4,649,715
>> Nursery Building													
Nursery School Building - IOB Project	10	1,469,279		-		1,469,279	1,115,646		35,363		1,151,009	353,633	318,270
Nursery School Building - Upstair Project	10	1,079,391		-		1,079,391	793,358		28,603		821,961	286,033	257,430
>> Sheds													
Binding shed	10	11,567		-		11,567	7,783		378		8,161	3,784	3,406
Canteen Shed	10	40,966		-		40,966	32,994		797		33,791	7,972	7,175
Cattle New Shed	10	191,410		-		191,410	107,340		8,407		115,747	84,070	75,663
Cattle Shed	10	23,666		-		23,666	19,674		399		20,073	3,992	3,593
Cattle shed near VTC	10	864,088		-		864,088	125,167		73,892		199,059	738,921	665,029
New Goshala II	10	-		850,000		850,000	-		42,500		42,500	-	807,500
Courtallam Shop	10	94,803		-		94,803	74,453		2,035		76,488	20,350	18,315
Cycle - Shed	10	12,723		-		12,723	6,987		574		7,561	5,736	5,162
Home - Shed	10	102,297		-		102,297	44,585		5,771		50,356	57,712	51,941
Middle School - Shed	10	48,159		-		48,159	37,669		1,049		38,718	10,490	9,441
Van - Shed	10	67,462		-		67,462	59,217		824		60,041	8,245	7,421
Work & Storage - Shed	10	44,224		-		44,224	35,549		868		36,417	8,675	7,807



For M.Srinivasan Associates
Chartered Accountants

R.Mohan
Partner
M.No.22460

AMAR SEVA SANGAM
SULOCHANA GARDENS, 10-2-163B, TENKASI ROAD,
AIYIKUDY - 627852 TAMIL NADU
FIXED ASSETS SCHEDULE-- 7

DESCRIPTION OF ASSETS	ROD	GROSS BLOCK				ACCUMULATED DEPRECIATION				NET BLOCK			
		As at 31.03.17 Rs.	Additions => 180 days	Additions < 180 days	Deletions	As at 31.03.18 Rs.	As at 31.03.17 Rs.	Write Back	Additions For the year	Deletions /Adjustment	As at 31.03.18 Rs.	As at 31.03.17 Rs.	As at 31.03.18 Rs.
>> FURNITURE & FITTINGS:													
Primary School Desk & Benches	10	199,440		-		199,440	122,243		7,720		129,963	77,197	69,477
Furniture - Chennai Office	10	26,648		-		26,648	22,900		375		23,275	3,748	3,373
Furniture - Caliper	10	15,802		-		15,802	13,411		239		13,650	2,391	2,152
Furniture - Campus	10	184,835		-		184,835	32,570		15,227		47,797	152,265	137,035
Furniture - Canteen	10	9,980		-		9,980	3,676		630		4,306	6,304	5,674
Furniture - Computer	10	-		-		-	-		-		-	-	-
Furniture - DBMs	10	22,863		-		22,863	12,904		996		13,900	9,959	8,963
Furniture - DVQ	10	153,362		-		153,362	100,089		5,327		105,416	53,273	47,946
Furniture - EIC	10	-		-		-	-		-		-	-	-
Furniture - Guest House	10	182,708		-		182,708	79,375		10,333		89,708	103,333	93,000
Furniture - HFD	10	6,490		-		6,490	5,590		90		5,680	900	810
Furniture - Home	10	170,417		-		170,417	122,775		4,764		127,539	47,642	42,878
Furniture - IGNOU	10	346,557		-		346,557	170,167		17,639		187,806	176,390	158,751
Furniture - Kanchiblock	10	210,986		-		210,986	53,090		15,790		68,880	157,896	142,106
Furniture - Library	10	25,000	6,800	-		31,800	7,900		2,050		9,950	17,100	21,850
Furniture - Govt. Grant	10	22,757		-		22,757	19,424		333		19,757	3,333	3,000
Furniture - MIS	10	91,471		-		91,471	25,032		6,644		31,676	66,439	59,795
Furniture - MTU	10	57,986		-		57,986	48,242		974		49,216	9,744	8,770
Furniture - Nursery School	10	114,925		-		114,925	72,710		4,222		76,932	42,215	37,993
Furniture - Office	10	283,822		-		283,822	183,267		10,055		193,322	100,555	90,500
Furniture - Primary School	10	204,071		-		204,071	147,855		5,622		153,477	56,216	50,594
Furniture - PRSD Office	10	2,700		-		2,700	1,904		80		1,984	796	716
Furniture - RHC	10	75,084		-		75,084	46,711		2,837		49,548	28,373	25,536
Furniture - RPSNC	10	9,000		-		9,000	1,305		770		2,075	7,695	6,925
Furniture - Security Cabin	10	2,100		-		2,100	1,777		32		1,809	323	291
Furniture - SSSC	10	56,984		-		56,984	15,653		4,133		19,786	41,331	37,198
Furniture - Secur. Office	10	24,895		-		24,895	2,964		2,193		5,157	21,931	19,738
Furniture - Store	10	17,850	213,500	-		231,350	12,015		11,259		23,274	5,835	208,076
Furniture Tailoring	10	106,699		-		106,699	47,118		5,958		53,076	59,581	53,623
Furniture LCC	10	45,999		-		45,999	6,670		3,933		10,603	39,329	35,396
Furniture Training and Development	10	7,650		-		7,650	1,110		654		1,764	6,540	5,886
Furniture Typing	10			15,000		15,000	-		750		750	-	14,250
Furniture Van	10	2,960		-		2,960	429		253		682	2,531	2,278
>> ELECTRICAL FITTINGS:													
Elec. Fitting General	15	267,100		311,774		578,874	107,991		47,249		155,240	159,109	423,634
Elec. Fitting - Guest House	15	155,461		-		155,461	45,426		16,505		61,931	110,035	93,530
Elec. Fitting Middle school	15	100,254		-		100,254	29,421		10,625		40,046	70,833	60,208
Elec. Fitting LCC	15	39,000		-		39,000	8,336		4,600		12,936	30,664	26,064
Equipment Solar Panel Lighting	15	19,575		-		19,575	5,432		2,121		7,553	14,143	12,022
Solar Pump	15	-		457,159		457,159	-		34,287		34,287	-	422,872
Solar Water Heating System	15	803,419		-		803,419	69,386		110,105		179,491	734,033	623,928
>>CABLE LINE													
Information Technology Livelihood Project	15	1,922,644		66,100		1,988,744	416,322		230,906		647,228	1,506,322	1,341,516
>> VEHICLES													
Auto	15	159,815		-		159,815	64,725		14,264		78,989	95,090	80,826
Campus Cycle -Vehicle	15	7,402		-		7,402	6,503		135		6,638	899	764
CAR	15	1,334,945		-		1,334,945	990,232		51,707		1,041,939	344,713	293,006
Office Vehicle	15	38,444		-		38,444	36,808		245		37,053	1,635	1,390
RHC Vehicle	15	4,392,505		-		4,392,505	2,469,592		288,437		2,758,029	1,922,913	1,634,476
Tractor	15			220,000		220,000	16,500		16,500		16,500		203,500
SSSC Vehicle	15			2,918,254		2,918,254			218,869		218,869		2,699,385
>> COMPUTERS													
Chennai Office Computer	60	177,655		-		177,655	177,227		257		177,484	428	171
Laptop Computer	60	98,630		-		98,630	97,857		464		98,321	773	309
Office Computer	60	477,265		-		477,265	440,524		22,044		462,569	36,741	14,697
Office Software	60	541,892		-		541,892	530,844		6,623		537,467	11,038	4,415
>> MACHINES													
Machinery General	15	171,768		-		171,768	100,756		10,652		111,408	71,012	60,360
Typing centre Roneomachine	15	6,150		-		6,150	6,000		23		6,023	150	127
Machine Caliper	15	39,420		-		39,420	8,426		4,649		13,075	30,994	26,345
Machine IGNOU	15	4,500		-		4,500	962		531		1,493	3,538	3,007
Machine Ladies Hostel	15	24,150		-		24,150	5,162		2,848		8,010	18,988	16,140
Machinery Campus	15	169,751		-		169,751	47,106		18,397		65,503	122,645	104,248



For M.Srinivasan Associates
Chartered Accountants

R.Mohan
Partner
M.No.22460

For Amar Seva Sangam

Secretary

AMAR SEVA SANGAM
SULOCHANA GARDENS, 10-2-163B, TENKASI ROAD,
AIYIKUDY - 627852 TAMIL NADU
FIXED ASSETS SCHEDULE-- 7

DESCRIPTION OF ASSETS	ROD	GROSS BLOCK				ACCUMULATED DEPRECIATION					NET BLOCK		
		As at 31.03.17 Rs.	Additions => 180 days	Additions < 180 days	Deletions	As at 31.03.18 Rs.	As at 31.03.17 Rs.	Write Back	Additions For the year	Deletions /Adjustment	As at 31.03.18 Rs.	As at 31.03.17 Rs.	As at 31.03.18 Rs.
>> Generator & Motors													
25 KVA Generator	15	199,420	-	-	-	199,420	181,262	-	2,724	-	183,986	18,158	15,434
Campus Motor Pump	15	210,880	-	28,320	-	239,200	180,294	-	6,712	-	187,006	30,586	52,194
Generator (General)	15	35,051	-	-	-	35,051	34,628	-	63	-	34,691	423	360
Home -Govt. Grant Generator	15	71,946	-	-	-	71,946	71,203	-	111	-	71,314	743	632
>> EQUIPMENTS													
EDP Equipment	15	73,870	-	-	-	73,870	55,275	-	2,789	-	58,064	18,595	15,806
Equip. Tailoring	15	1,390,084	-	-	-	1,390,084	654,639	-	110,317	-	764,956	735,445	625,128
Equip. Campus	15	663,739	-	459,327	-	1,123,066	330,954	-	84,367	-	415,321	332,785	707,745
Equip. Chennai Office	15	92,598	-	-	-	92,598	73,358	-	2,886	-	76,244	19,241	16,355
Equip. DBMs	15	102,825	-	-	-	102,825	78,228	-	3,690	-	81,918	24,597	20,907
Equip. DVQ	15	77,210	-	-	-	77,210	40,312	-	5,535	-	45,847	36,898	31,363
Equipment EIC	15	1,277,864	-	-	-	1,277,864	560,242	-	107,643	-	667,885	717,622	609,979
Equipment HFH	15	-	-	19,000	-	19,000	-	-	1,425	-	1,425	-	17,575
EQUIPMENT HIGHER SECONDARY SCHOOL	15	40,000	-	-	-	40,000	3,000	-	5,550	-	8,550	37,000	31,450
Equipment Hostel	15	31,900	-	38,000	-	69,900	5,029	-	6,881	-	11,910	26,871	57,990
Equip. Kanchi Block	15	1,064,454	-	42,000	-	1,106,454	542,336	-	81,468	-	623,804	522,118	482,650
Equipment Orthotics Centre	15	16,500	-	42,500	-	59,000	2,475	-	5,291	-	7,766	14,025	51,234
Equip. Office	15	130,815	-	-	-	130,815	83,620	-	7,079	-	90,699	47,195	40,116
Equipment PRSD Office	15	26,777	-	-	-	26,777	21,543	-	785	-	22,328	5,234	4,449
Equipment Van	15	22,454	-	-	-	22,454	11,098	-	1,703	-	12,801	11,356	9,653
Equip. Nursery	15	11,828	-	86,009	-	97,837	6,147	-	7,303	-	13,450	5,681	84,387
Equipment - RHC	15	133,983	-	-	-	133,983	106,285	-	4,155	-	110,440	27,697	23,542
Equipment - RPSNC	15	-	-	8,450	-	8,450	-	-	634	-	634	-	7,816
Equip Secr Office	15	66,107	-	11,092	-	77,199	15,240	-	8,462	-	23,702	50,867	53,497
Equipment - SSSC	15	58,210	-	-	-	58,210	37,556	-	3,098	-	40,654	20,654	17,556
Library & Educational Items -Govt. Grant	15	29,234	-	-	-	29,234	28,119	-	167	-	28,286	1,115	948
Playing Equipments -Govt. Grant	15	15,078	-	-	-	15,078	14,584	-	74	-	14,658	494	420
Intercom	15	218,791	-	-	-	218,791	156,267	-	9,379	-	165,646	62,524	53,145
Lab Equipment -Primary	15	1,584,217	-	-	-	1,584,217	350,741	-	185,021	-	535,762	1,233,476	1,048,455
Magnet Mat	15	24,000	-	-	-	24,000	13,683	-	1,548	-	15,231	10,317	8,769
Equipment - MIS	15	885,796	-	32,000	-	917,796	676,474	-	33,798	-	710,272	209,323	207,525
NEM Equipment	15	801,149	-	-	-	801,149	656,938	-	21,632	-	678,570	144,211	122,579
Physiotherapy Equip.	15	931,143	-	26,000	-	957,143	144,834	-	119,896	-	264,730	786,309	692,413
PRO Equipments	15	74,462	-	-	-	74,462	57,279	-	2,577	-	59,856	17,183	14,606
Equipment LCC	15	37,500	-	-	-	37,500	8,016	-	4,423	-	12,439	29,484	25,061
Sign Boards and Publicity	15	89,910	-	-	-	89,910	24,950	-	9,744	-	34,694	64,960	55,216
Equipments for BPO Training of the Mentally Challenged	15	11,400	-	-	-	11,400	855	-	1,582	-	2,437	10,545	8,963
Lab Equipment PAC	15	180,000	-	-	-	180,000	27,000	-	22,950	-	49,950	153,000	130,050
Sangamam School Audio Room	15	438,164	-	-	-	438,164	32,862	-	60,795	-	93,657	405,302	244,507
>> EQUIPMENT & UTENSILS													
Equip. Utensils - HFD	15	45,407	-	-	-	45,407	42,121	-	343	-	43,464	2,286	1,943
Equip. Utensils-Canteen	15	51,680	-	151,453	-	203,133	26,399	-	15,151	-	41,550	25,281	161,583
Equip. Utensils- Home	15	96,665	-	-	-	96,665	65,879	-	4,618	-	70,497	30,786	26,168
Equip. Utensils- Kitchen	15	234,140	-	238,850	-	472,990	142,919	-	31,597	-	174,516	91,221	298,474
Equip. Utensils - Office	15	66,000	-	-	-	66,000	57,962	-	1,206	-	59,168	8,038	6,832
Equip. Utensils - Primary School	15	97,804	-	-	-	97,804	37,377	-	9,064	-	46,441	60,427	51,363
Equip. Utensils-Guest House	15	62,224	-	-	-	62,224	37,068	-	3,773	-	40,841	25,156	21,383
Staff Canteen Utensils	15	41,563	-	-	-	41,563	8,885	-	4,902	-	13,787	32,678	27,776
RCI Materials													
Audio-Visual Room	15	3,050	-	-	-	3,050	1,738	-	197	-	1,935	1,312	1,115
Care Giving Resource Materials	15	5,669	-	-	-	5,669	3,231	-	366	-	3,597	2,438	2,072
CPO Workshop Materials	15	-	-	-	-	-	-	-	-	-	-	-	-
Library Books (Rehab. Course)	15	145,329	-	-	-	145,329	83,595	-	9,260	-	92,855	61,734	52,474
Psychology Lab Instruments Exps.	15	11,529	-	-	-	11,529	6,574	-	743	-	7,317	4,955	4,212
Sensory and Integration Materials	15	11,642	-	-	-	11,642	6,637	-	751	-	7,388	5,005	4,254
Special Education Materials	15	-	-	-	-	-	-	-	-	-	-	-	-



For M.Srinivasan Associates
Chartered Accountants

R.Mohan
Partner
M.No.22460



AMAR SEVA SANGAM
SULOCHANA GARDENS, 10-2-163B, TENKASI ROAD,
AIYIKUDY - 627852 TAMIL NADU
FIXED ASSETS SCHDULE-- 7

DESCRIPTION OF ASSETS	ROD	GROSS BLOCK				ACCUMULATED DEPRECIATION				NET BLOCK			
		As at 31.03.17 Rs.	Additions => 180 days	Additions < 180 days	Deletions	As at 31.03.18 Rs.	As at 31.03.17 Rs.	Write Back	Additions For the year	Deletions /Adjustment	As at 31.03.18 Rs.	As at 31.03.17 Rs.	As at 31.03.18 Rs.
>> PROJECTS													
> PROJECT -- ICICI													
ICICI 20 KV Generator	15	202,472		-		202,472	198,127		652		198,779	4,345	3,693
ICICI 20 KVA Generator Room	10	97,560		-		97,560	83,706		1,385		85,091	13,854	12,469
ICICI Note Book Making Building	10	405,496		-		405,496	348,900		5,660		354,560	56,596	50,936
ICICI Note Book Making Equip.	15	29,689		-		29,689	28,876		122		28,998	813	691
ICICI Note Book Making Furniture	10	9,738		-		9,738	8,752		99		8,851	985	886
ICICI Note Book Making Machine	15	307,894		-		307,894	307,893		-		307,893	1	
ICICI Store Room	10	167,157		-		167,157	142,378		2,478		144,856	24,779	22,301
ICICI Xerox Machine	15	126,300		-		126,300	123,916		358		124,274	2,384	2,026
> PROJECT -- JAPAN PROJECT													
Fencing Work	10	23,066		-		23,066	20,143		292		20,435	2,923	2,631
Hostel for Disabled	10	1,990,679		-		1,990,679	1,514,432		47,625		1,562,057	476,247	428,622
Japan Project Bore Well	15	81,237		-		81,237	79,191		307		79,498	2,046	1,739
Japan project Dinning Hall	10	1,495,250		-		1,495,250	824,223		67,103		891,326	671,027	603,924
Japan project Ladies Hostel	10	3,966,625		-		3,966,625	2,164,568		180,206		2,344,774	1,802,057	1,621,851
Medical Evaluation Building	10	963,723		-		963,723	825,370		13,835		839,205	138,353	124,518
Motor Room	10	8,774		-		8,774	7,662		111		7,773	1,112	1,001
VTC Room	10	719,928		-		719,928	628,492		9,144		637,636	91,437	82,293
> PROJECT -- ROTARY													
Educational Eqp.	15	153,386		-		153,386	153,386		-		153,386	-	-
Occupational Eqp.	15	74,744		-		74,744	72,961		267		73,228	1,782	1,515
Physio Therapy	15	137,042		-		137,042	132,834		631		133,465	4,208	3,577
> PROJECT -- GERHARD FISCHER													
Barbed fencing	10	238,399		-		238,399	134,201		10,420		144,621	104,198	93,778
Caliper Making Unit	10	318,314		-		318,314	287,024		3,129		290,153	31,290	28,161
GF Compound Wall	10	62,082		-		62,082	53,799		828		54,627	6,283	7,455
GF HH Garden	10	2,773		-		2,773	2,381		39		2,420	392	353
GF RHC Garden	10	4,100		-		4,100	3,554		55		3,609	546	491
GF VTC Building	10	732,818		-		732,818	591,307		14,151		605,458	141,511	127,360
VTC -Machinery	15	177,051		-		177,051	109,118		10,190		119,308	67,933	57,743
> PROJECT -- IDBI AUTOCAD CENTRE													
Equipment	15	103,995		-		103,995	100,982		452		101,434	3,013	2,561
Machinery	15	363,250		-		363,250	352,855		1,559		354,414	10,395	8,836
Software	60	146,200		-		146,200	146,199		-		146,199	1	1
> PROJECT -- IDBI													
IDBI Computer Project	10	464,528		-		464,528	408,750		5,578		414,328	55,778	50,200
IDBI Spirulina Project	10	664,796		-		664,796	543,263		12,153		555,416	121,533	109,380
IDBI Two Wheeler Project	10	69,479		-		69,479	61,136		834		61,970	8,343	7,509
IDBI Typing Project	10	46,790		-		46,790	40,903		589		41,492	5,887	5,298
> PROJECT -- SBI-ASSA DTP CENTRE													
Equipment Computer Centre	15	169,183		-		169,183	165,218		595		165,813	3,966	3,371
Furniture Computer Centre	10	72,605		-		72,605	63,550		905		64,455	9,055	8,150
Machineries Computer Centre	15	192,100		-		192,100	188,306		569		188,875	3,794	3,225
> PROJECT -- JUNIPER													
Xerox Machine	15	66,000		-		66,000	54,356		1,747		56,103	11,644	9,897
Equip. Juniper Project	15	484,000		-		484,000	405,529		11,771		417,300	78,471	66,700
> PROJECT -- ADVANCED IT TRAINING CENTRE (INFOSYS)													
Equipement Infosys	15	27,675		-		27,675	21,930		862		22,792	5,745	4,883
Furniture Infosys	10	77,547		-		77,547	49,592		2,796		52,388	27,955	25,159
Infosys Building	10	1,549,440		-		1,549,440	986,208		56,323		1,042,531	563,232	506,909
> PROJECT -- SBI Software Development													
SBI Equipment	60	105,102		-		105,102	105,054		29		105,083	48	19
UPS 5KVA	15	184,720		-		184,720	146,377		5,751		152,128	38,343	32,592
> PROJECT -- DEW													
Project Computer	60	216,750		-		216,750	216,749		-		216,749	1	1
Project Furniture	10	38,150		-		38,150	32,923		523		33,446	5,227	4,704



For M.Srinivasan Associates
Chartered Accountants

R.Mohan
Partner
M.No.22460

For Amar Seva Sangam
Secretary
Sangam
Aiykudy

AMAR SEVA SANGAM
SULOCHANA GARDENS, 10-2-163B, TENKASI ROAD,
AIYIKUDY - 627852 TAMIL NADU
FIXED ASSETS SCHEDULE-- 7

DESCRIPTION OF ASSETS	ROD	GROSS BLOCK				ACCUMULATED DEPRECIATION					NET BLOCK		
		As at 31.03.17 Rs.	Additions => 180 days	Additions < 180 days	Deletions	As at 31.03.18 Rs.	As at 31.03.17 Rs.	Write Back	Additions For the year	Deletions /Adjustment	As at 31.03.18 Rs.	As at 31.03.17 Rs.	As at 31.03.18 Rs.
> PROJECT -- REC													
Buffet Dinning Equipment	15	254,566		-		254,566	151,741		15,424		167,165	102,825	87,401
Corporate Hall Equipment	15	64,102				64,102	37,543		3,984		41,527	26,559	22,575
Electrical & Fittings (REC)	15	512,466		-		512,466	310,950		30,227		341,177	201,516	171,289
Furniture & Fittings REC	10	289,062				289,062	127,889		16,117		144,006	161,173	145,056
Generator SKVA (REC)	15	170,000		-		170,000	102,400		10,140		112,540	67,600	57,460
Main Hall Equipment	15	273,140				273,140	164,329		16,322		180,651	108,811	92,489
Projector (REC)	15	132,973		-		132,973	79,414		8,034		87,448	53,559	45,525
REC Building	10	6,388,772				6,388,772	2,455,844		393,293		2,849,137	3,932,928	3,539,635
>SBT Grants --Water supply/recycling													
Open well & Water supply	15	7,347,436		-		7,347,436	1,665,917		852,228		2,518,145	5,681,519	4,829,291
Waste water Recycling Project	15	5,435,911		-		5,435,911	1,108,848		649,059		1,757,907	4,327,063	3,678,004
>RK Power Gen. Project --Water Recycling													
Toilet Linked Biomethanisation	15	1,471,000		-		1,471,000	408,203		159,420		567,623	1,062,797	903,377
Intangible Assets													
>GCC Project													
GCC Project-Pilot	10	6,515,762		-		6,515,762	640,176		651,576.19		1,291,752	5,875,586	5,224,009
Sub Total		145,002,972	198,310	24,031,340	-	169,232,622	58,301,100	-	10,563,265	-	68,864,365	86,701,872	100,368,257
>> Capital Work in Progress													
Expenses of Master Plan Development		324,800		9,500	-	334,300							334,300.00
LED Street Light project		166,654			166,654	-							-
Dolphin Project Expenses		1,138,606	-	1,101,510		2,240,116							2,240,116.00
Paly school Nursery		86,009	-		86,009	-							-
Paly Ground Sangamam		69,125		-	69,125	-							-
EI PMRC Extension centre at Malapavoor				1,490,603		1,490,603							1,490,603.00
Intangible FA Development				26,912		26,912							26,912.00
New Guest House				299,645		299,645							299,645.00
Plus two School building		1,074,500		3,005,100		4,079,600							4,079,599.70
Sub total		2,859,694	-	5,933,270	321,788	8,471,176	-	-	-	-	-	-	8,471,175.70
Intangible Assets													
GCC Matching Grant													
GCC TTS Grant			9,127,338			9,127,338							9,127,338.00
GCC Matching TTS Grant	60	1,291,681	8,428,344			9,720,025	-		-		-	-	9,720,025.00
Vodafone Matching grant	60					-							-
GCC HCI Matching grant	60					-							-
TAF Matching grant	60					-							-
Karine Matching grant	60					-							-
EITN Scallingup				90,635		90,635							90,635.00
GCC EI Own Funds													
GCC Phase II ASSA Fund		579,526	-	69,000		648,526	-		-		-	-	648,526.00
EI Omcharity Grant		1,150,354				1,150,354	-		-		-	-	1,150,354.30
EI Gatikashram Grant		59,040				59,040			-		-	-	59,040.00
Sub total		3,080,601	17,555,682	159,635	-	20,795,918	-	-	-	-	-	-	20,795,918.30
Grand Total		150,943,268	17,753,992	30,124,244	321,788	198,499,716	58,301,100	-	10,563,265	-	68,864,365	86,701,872	129,635,351



For M.Srinivasan Associates
Chartered Accountants

R.Mohan
Partner
M.No.22460

Annexure-I

Particulars	31.03.2018 Rupees	31.03.2017 Rupees
SCHEDULE - 35 - - STOCK ITEMS		
>> Caliper Raw Materials Consumed :		
Opening Stock	183,217.20	140,806.00
Add: Purchase of Materials	182,994.00	176,637.00
Less: Closing Stock	87,604.41	134,225.80
Materials Consumed	278,606.79	183,217.20
>> Other Items :		
	Closing Stock	Opening Stock
Office Stationeries & Cosumable Items	14,320.34	12,838.57
Engineering Items (Electrical & Plumbing)	180,915.00	180,993.77
Campus Cleaning Material	13,976.67	8,939.85
Cattle feed stock	126,919.20	351,690.50
Canteen & Home Food Supplies	96,635.42	122,082.31
Xerox Material	-	33,642.30
MTU Medicines	50,157.35	36,287.00
Wheel Chair Closing Stock	289,839.00	-
Total	772,762.98	746,474.30

For Amar Seva Sangam

S.SANKARA RAMAN

Secretary

Place: Ayikudy

Date : 22/09/2018



42

for M. SRINIVASAN & ASSOCIATES

Chartered Accountants

R.Mohan

Partner

M.No.22460



AMAR SEVA SANGAM
SULOCHANA GARDENS, 10-2-163B, TENKASI ROAD,
AYIKUDY - 627852 TAMIL NADU

Notes to Accounts

1. Significant Accounting policies

a) Trust Overview:

Amar Seva Sangam was established in the year 1981 as a Charitable Trust registered under Tamilnadu Societies Registration Act, 1975 vide certificate no TSI 16/1981 a model center catering to all the needs of the differently abled.

b) Basis of preparation of financial statements:

The financial statements have been prepared and presented under the historical cost convention on the accrual basis of accounting and comply with the Accounting Standards issued by the Institute of Chartered Accountants of India to the extent applicable. The financial statements are presented in Indian rupees.

c) Use of estimates :

The preparation of financial statements in conformity with generally accepted accounting principles (GAAP) requires management to make estimates and assumptions that affect the reported amounts of assets and liabilities and the disclosure of contingent liabilities on the date of the financial statements. Actual results could differ from those estimates. Any revision to accounting estimates is recognised prospectively in current and future periods.

d) Fixed assets and depreciation

Fixed assets are carried at cost of acquisition less accumulated depreciation. The cost of fixed assets includes freight, duties, taxes and other incidental expenses relating to acquisition. Depreciation is provided on the written down method as per the provisions of Income tax Act 1961.

e) Inventories

Inventories are carried at the lower of cost and net realisable value.

Cost comprises purchase price and all incidental expenses incurred in bringing the inventory to its present location and condition. The method of determination of cost is as follows:

- Finished goods - at cost of production based on direct costing /landed cost on a first in first out method
- Stores and spares - at landed cost on a first in first out method



f) Retirement benefits:

Contributions payable to the recognized provident fund, which is a defined contribution scheme, are charged to the profit and loss account. Employee benefits on account of Gratuity with defined contribution plan covered under group gratuity policy with Life Insurance Corporation of India . Based on the quotation given by LIC, liability is created in the books. For leave encashment costs, which are not under defined benefit schemes, no provision accrued in the books and the same is discharged on cash basis.

g) Revenue recognition:

Donations are accounted on cash basis. Earmarked and specific donations are accounted appropriately in the books and the same is utilised for the purpose for which it is received. The funds received on account of non earmarked/general will be used as per the discretion of the Trustees.

Donation amount received for a specific projects are recognized on time basis.

Interest on deployment of surplus funds is recognized using the time proportionate method based on underlying interest rates and the same is taken to specific earmarked funds wherever mandated by the donor. In all other cases it is taken to revenue.

Interest Income recognized in the books separately and disclosed as Income separately for non earmarked funds.

20% of Interest earned on corpus deposit (Other than projects) is added to corpus fund.

h) Foreign exchange transactions

Foreign currency transactions are recorded at the rates of exchange prevailing on the dates of the respective transaction.

i) Provisions and contingent liabilities

The Company recognizes a provision when there is a present obligation as a result of a past event that probably requires an outflow of resources and a reliable estimate can be made of the amount of the obligation. A disclosure for a contingent liability is made when there is a possible obligation or a present obligation that may, but probably will not, require an outflow of resources. Where there is a possible obligation or a present obligation that the likelihood of outflow of resources is remote, no provision or disclosure is made.



Provisions for onerous contracts, i.e. contracts where the expected unavoidable costs of meeting the obligations under the contract exceed the economic benefits expected to be received under it, are recognized when it is probable that an outflow of resources embodying economic benefits will be required to settle a present obligation as a result of an obligating event, based on a reliable estimate of such obligation.

j) Investment

The Investments are recorded in the books at cost. Interest accrued but not due upto the date of balancesheet on deposit made under reinvestment plan are added with the deposits.

2. Capital commitments and contingent liabilities:


	31 March 2018 In Rs	31 March 2017 In Rs
I. Estimated amount of contracts remaining to be executed on capital account (net of advances) and not provided for	61,46,919	40,66,411
II. Contingent liabilities:	Nil	Nil
a) Bank Guarantee given		

For AMAR SEVA SANGAM

S. Sankara Raman

Secretary

Date:22/09/2018



Amar
Seva
Sangam
Ayikudy